

Camden Archives & Museum

1st Quarter

July — September 2025

Exhibits / Programs

- New exhibits: 4
- Programs: 2
- Attendees: 68

Archives Visitation

- Total visitation: 830
- States represented: 23
- Foreign countries: 4
- Tourists: 48%

Collections

- Items catalogued: 720
- Collections donated: 19

Collection Inventoried

- 319 of 841 cubic feet
- 6 of 6 map cases
- 4 of 5 rolling shelves



BUILDING DEPARTMENT



NEW RESIDENTIAL NUMBER OF NEW HOUSES				
FY 24-25	65			
FY 25-26	Q1	Q2	Q3	Q4
	34			
VALUE OF CONSTRUCTION				
FY 24-25	\$14,453,304			
FY 25-26	Q1	Q2	Q3	Q4
	\$11,675,793			
PERMITS FEES				
FY 24-25	\$663,569			
FY 25-26	Q1	Q2	Q3	Q4
	\$397,579			
WATER CAPACITY FEES				
FY 24-25	\$119,700			
FY 25-26	Q1	Q2	Q3	Q4
	\$67,200			
SEWER CAPACITY FEES				
FY 24-25	\$220,501			
FY 25-26	Q1	Q2	Q3	Q4
	\$122,062			
INSPECTIONS				
FY 24-25	1,185			
FY 25-26	Q1	Q2	Q3	Q4
	594			

RE-INSPECTION FEES				
FY 24-25	\$7,751			
FY 25-26	Q1	Q2	Q3	Q4
	60			
	\$3,300			

OTHER PERMITS Additions, Renovations, Repairs, HVAC, Plumbing, Electrical				
FY 24-25	694			
FY 25-26	Q1	Q2	Q3	Q4
	177			

OCCUPANCY PERMITS				
FY 24-25	32			
FY 25-26	Q1	Q2	Q3	Q4
	22			

NEW COMMERCIAL (Includes Major Renovations)				
FY 24-25	7			
FY 25-26	Q1	Q2	Q3	Q4
Major Reno	5			
VALUE OF CONSTRUCTION				
FY 24-25	\$7,255,084			
FY 25-26	Q1	Q2	Q3	Q4
	\$7,860,586			
PERMITS FEES				
FY 24-25				
FY 25-26	Q1	Q2	Q3	Q4
	\$106,109			
WATER CAPACITY FEES				
FY 24-25	\$38,796			
FY 25-26	Q1	Q2	Q3	Q4
	\$12,967			
SEWER CAPACITY FEES				
FY 24-25	\$39,682			
FY 25-26	Q1	Q2	Q3	Q4
	\$15,300			
INSPECTIONS				
FY 24-25	418			
FY 25-26	Q1	Q2	Q3	Q4
	42			



FAÇADE GRANTS				
FY 24-25	2			
FY 25-26	Q1	Q2	Q3	Q4
	0			

SIGN PERMITS				
FY 24-25	31			
FY 25-26	Q1	Q2	Q3	Q4
	12			

Q1 JULY 2025 – SEPTEMBER 2025

BUILDING DEPARTMENT

RESIDENTIAL DEVELOPMENT IMPACT FEES

FY-24-25				
NUMBER OF PROJECTS				
FY 25-26	Q1	Q2	Q3	Q4
	34			
PARKS RECREATION IMPACT FEE				
FY24-25	\$278,826			
FY 25-26	Q1	Q2	Q3	Q4
	\$87,376			
FIRE PROTECTION IMPACT FEE				
FY24-25	\$100,398			
FY 25-26	Q1	Q2	Q3	Q4
	\$31,152			
MUNICIPAL FACILITIES IMPACT FEE				
FY24-25	\$32,070			
FY 25-26	Q1	Q2	Q3	Q4
	\$10,072			
TOTAL IMPACT FEES				
FY 24-25	\$411,294			
FY 25-26	Q1	Q2	Q3	Q4
	\$128,600			

COMMERCIAL DEVELOPMENT IMPACT FEES

NUMBER OF PROJECTS				
FY 25-26	Q1	Q2	Q3	Q4
	5			
FIRE PROTECTION IMPACT FEE				
FY 24-25	\$3,485			
FY 25-26	Q1	Q2	Q3	Q4
	\$5,700			
MUNICIPAL FACILITIES IMPACT FEE				
FY24-25	\$3,833			
FY 25-26	Q1	Q2	Q3	Q4
	\$4,800			
TOTAL IMPACT FEES				
FY 24-25	\$7,318			
FY 25-26	Q1	Q2	Q3	Q4
	\$10,500			

Impact Fees



Development Impact Fees

On October 25, 2023, Camden City Council adopted Ordinance No. 2023-027, implementing development impact fees on new construction permits within the City of Camden. Beginning October 25, 2023 the city began collecting impact fees for the following categories:

- Parks and Recreation Impact Fee
- Fire Protection Impact Fee
- Municipal Facilities Impact Fee

Q1 JULY 2025 – SEPTEMBER 2025



CITY OF CAMDEN
YTD FY26 = JULY 2025 - June 2026
Budget Comparison (Unaudited)

Percentage of Budget Year Completed 25.00% (Actual Transactions Still Pending)

General Fund Revenues by Major Categories

Description	2025/2026 BUDGET	YEAR TO DATE ACTUAL	DOLLAR DIFFERENCE	PERCENTAGE TO DATE
Property Taxes	\$ 4,760,000	\$ 704,669	\$ 4,055,331	14.80%
Net Fines	\$ 100,000	\$ 33,641	\$ 66,359	33.64%
Fire Service	\$ 900,000	\$ 232,054	\$ 667,946	25.78%
Business License	\$ 3,000,000	\$ 153,655	\$ 2,846,345	5.12%
Permits	\$ 379,700	\$ 175,953	\$ 203,747	46.34%
Franchise Fees	\$ 259,000	\$ 12,066	\$ 246,934	4.66%
Fund Transfer	\$ 2,266,000	\$ 566,500	\$ 1,699,500	25.00%
Sale of Property	\$ -	\$ -	\$ -	0.00%
Inter-Governmental	\$ 1,175,000	\$ 476,288	\$ 698,712	40.54%
Mobile Tower Rental	\$ 200,000	\$ -	\$ 200,000	0.00%
Other Income	\$ 503,969	\$ 306,773	\$ 197,196	60.87%
Total Revenue W/O Sanitation:	\$ 13,543,669	\$ 2,661,600	\$ 10,882,069	19.65%

General Fund Expenditures by Division and/or Type

Division and/or Type	2025/2026 BUDGET	YEAR TO DATE ACTUAL	DOLLAR DIFFERENCE	PERCENTAGE TO DATE
Legislative	\$ 225,579	\$ 56,265	\$ 169,314	24.94%
Court	\$ 280,282	\$ 64,328	\$ 215,954	22.95%
Legal	\$ 100,000	\$ 44,090	\$ 55,910	44.09%
Elections	\$ -	\$ -	\$ -	0.00%
Community Promotions	\$ 117,000	\$ 66,500	\$ 50,500	56.84%
Administrative	\$ 524,932	\$ 121,395	\$ 403,537	23.13%
Finance	\$ 1,334,062	\$ 231,435	\$ 1,102,627	17.35%
Building Code Enforcement	\$ 388,163	\$ 109,999	\$ 278,164	28.34%
Downtown Redevelopment	\$ 298,813	\$ 130,738	\$ 168,075	43.75%
Police	\$ 4,014,259	\$ 799,047	\$ 3,215,212	19.91%
Human Resources	\$ 237,822	\$ 56,204	\$ 181,618	23.63%
Fire Service	\$ 2,869,732	\$ 609,691	\$ 2,260,041	21.25%
Public Works/Facility Maint	\$ 10,945	\$ 649	\$ 10,296	5.93%
Streets	\$ 780,088	\$ 109,710	\$ 670,378	14.06%
Parks	\$ 1,108,521	\$ 284,369	\$ 824,152	25.65%
Garage	\$ 196,856	\$ 22,241	\$ 174,615	11.30%
Archives	\$ 274,352	\$ 47,860	\$ 226,492	17.44%
Non-Departmental	\$ 782,263	\$ 162,547	\$ 619,716	20.78%
Total Expenses W/O Sanitation:	\$ 13,543,669	\$ 2,917,069	\$ 10,626,600	21.54%

Sanitation Revenue Only	\$ 1,916,343	\$ 510,952	\$ 1,405,391	26.66%
Sanitation Expenses Only	\$ 1,916,343	\$ 480,931	\$ 1,435,412	25.10%
Total General Fund Revenue	\$ 15,460,012	\$ 3,172,552	\$ 12,287,460	20.52%
Total General Fund Expenses	\$ 15,460,012	\$ 3,398,000	\$ 12,062,012	21.98%

CITY OF CAMDEN
YTD FY26 = JULY 2025 - June 2026
Budget Comparison (Unaudited)

Percentage of Budget Year Completed 25.00% (Actual Transactions Still Pending)

Utility Fund Revenues by Major Categories

Description	2025/2026 BUDGET	YEAR TO DATE ACTUAL	DOLLAR DIFFERENCE	PERCENTAGE TO DATE
Electric Division	\$ 32,030,423	\$ 9,312,626	\$ 22,717,797	29.07%
Water Division	\$ 5,115,000	\$ 1,387,914	\$ 3,727,086	27.13%
Sewer Division	\$ 5,050,625	\$ 1,330,333	\$ 3,720,292	26.34%
Other Income	\$ 318,400	\$ 236,637	\$ 81,763	74.32%
Grant Income	\$ 560,000	\$ 560,000	\$ -	100.00%
Total Utility Fund Revenues:	\$ 43,074,448	\$ 12,827,510	\$ 30,246,938	29.78%

Utility Fund Expenditures by Division and/or Type

Division and/or Type	2025/2026 BUDGET	YEAR TO DATE ACTUAL	DOLLAR DIFFERENCE	PERCENTAGE TO DATE
<u>Utility Administration</u>				
Labor	\$ 547,725	\$ 100,876	\$ 446,849	18.42%
Operating	\$ 363,565	\$ 66,766	\$ 296,799	18.36%
Capital - Purchases	\$ 210,000	\$ -	\$ 210,000	0.00%
	\$ 1,121,290	\$ 167,642	\$ 953,648	14.95%
<u>Non-Departmental</u>				
Retiree Insurance	\$ 96,521	\$ 25,809	\$ 70,712	26.74%
Operating Expense	\$ 288,695	\$ 155,883	\$ 132,812	54.00%
Insurance	\$ 200,000	\$ 50,001	\$ 149,999	25.00%
Economic Incentives	\$ 200,000	\$ -	\$ 200,000	0.00%
Other Operating	\$ 346,100	\$ 44,573	\$ 301,527	0.00%
Utility Transfer	\$ 2,266,000	\$ 566,500	\$ 1,699,500	25.00%
	\$ 3,397,316	\$ 842,766	\$ 2,554,550	24.81%
<u>Debt Service</u>	\$ 8,251,468	\$ 1,805,678	\$ 6,445,790	21.88%

<u>Electric Division</u>				
Labor	\$ 1,141,877	\$ 261,447	\$ 880,430	22.90%
Purchase Power	\$ 14,500,000	\$ 3,662,818	\$ 10,837,182	25.26%
Operating	\$ 1,331,679	\$ 306,948	\$ 1,024,731	23.05%
Capital - Projects	\$ 4,380,970	\$ 483,937	\$ 3,897,033	11.05%
	\$ 21,354,526	\$ 4,715,150	\$ 16,639,376	22.08%
<u>Water Plant</u>				
Labor	\$ 1,025,924	\$ 218,285	\$ 807,639	21.28%
Operating	\$ 912,800	\$ 173,258	\$ 739,542	18.98%
Capital - Maintenance	\$ 863,508	\$ 65,467	\$ 798,041	7.58%
	\$ 2,802,232	\$ 457,010	\$ 2,345,222	16.31%
<u>Water Lines</u>				
Labor	\$ 452,254	\$ 82,097	\$ 370,157	18.15%
Operating	\$ 230,735	\$ 35,460	\$ 195,275	15.37%
Capital - Maintenance	\$ 1,630,000	\$ 755,166	\$ 874,834	46.33%
	\$ 2,312,989	\$ 872,724	\$ 1,440,265	37.73%
<u>Sewer Plant</u>				
Labor	\$ 551,541	\$ 135,113	\$ 416,428	24.50%
Operating	\$ 940,352	\$ 107,888	\$ 832,464	11.47%
	\$ 1,491,893	\$ 243,001	\$ 1,248,892	16.29%
<u>Sewer Lines</u>				
Labor	\$ 412,130	\$ 103,718	\$ 308,412	25.17%
Operating	\$ 204,061	\$ 29,737	\$ 174,324	14.57%
Capital - Maintenance	\$ 1,572,600	\$ 99,958	\$ 1,472,642	6.36%
	\$ 2,188,791	\$ 233,414	\$ 1,955,377	10.66%
<u>Meter Reading</u>				
Labor	\$ 113,170	\$ 28,076	\$ 85,094	24.81%
Operating	\$ 40,750	\$ 2,607	\$ 38,143	6.40%
	\$ 153,920	\$ 30,684	\$ 184,604	19.93%
Total Utility Fund Expenses:	\$ 43,074,425	\$ 9,368,068	\$ 33,706,357	21.75%

CITY OF CAMDEN
YTD FY26 = JULY 2025 - June 2026
Budget Comparison (Unaudited)

Percentage of Budget Year Completed 25.00% (Actual Transactions Still Pending)

Local Tax Fund Revenues by Major Categories

Description	2025/2026 BUDGET	YEAR TO DATE ACTUAL	DOLLAR DIFFERENCE	PERCENTAGE TO DATE
A-Tax Tourism Agency	\$ 50,000	\$ -	\$ 50,000	0.00%
Local A-Tax Revenue	\$ 100,000	\$ 53,684	\$ 46,316	53.68%
Local Hospitality Tax	\$ 1,450,000	\$ 384,819	\$ 1,065,181	26.54%
Kershaw County Funds	\$ 35,000	\$ -	\$ 35,000	0.00%
City Arena Rental Income	\$ 20,000	\$ 6,150	\$ 13,850	30.75%
Robert Mills Rental Income	\$ 5,000	\$ 1,213	\$ 3,788	24.25%
Visitors Center-Kershaw County	\$ 125,000	\$ 31,250	\$ 93,750	25.00%
Tennis Center	\$ 30,900	\$ 2,755	\$ 28,145	8.92%
Visitors Center Rentals	\$ 22,000	\$ 7,685	\$ 14,315	34.93%
Other Income (+GOB Bond \$750k)	\$ 117,282	\$ 750,000	\$ (632,718)	0.00%
Total Local Tax Fund Revenues:	\$ 1,955,182	\$ 1,237,556	\$ 717,626	63.30%

Local Tax Fund Expenditures by Division and/or Type

Division and/or Type	2025/2026 BUDGET	YEAR TO DATE ACTUAL	DOLLAR DIFFERENCE	PERCENTAGE TO DATE
Tourism Promotion	\$ 75,000	\$ 55,450	\$ 19,550	73.93%
Website/Marketing/Advert	\$ 65,000	\$ 20,000	\$ 45,000	30.77%
Print Ads Marketing	\$ 70,000	\$ 24,081	\$ 45,919	34.40%
Billboard Vinyl	\$ -	\$ -	\$ -	0.00%
Tourism Video	\$ -	\$ 34	\$ (34)	0.00%
Price House Maint	\$ 7,500	\$ 550	\$ 6,950	7.34%
City Arena Maint	\$ 15,000	\$ 6,398	\$ 8,602	42.65%
Robert Mills Courthouse Maint	\$ 10,000	\$ 2,622	\$ 7,378	26.22%
Tourism PR Newsletter	\$ 30,000	\$ 18,696	\$ 11,304	62.32%
Carolina Cup Sponsorship	\$ 25,000	\$ 10,000	\$ 15,000	40.00%
SC Sports Alliance	\$ -	\$ -	\$ -	0.00%
Dues-SC Tourism Society	\$ 200	\$ 150	\$ 50	75.00%
Tourism Meetings/SCPRT	\$ 3,500	\$ -	\$ 3,500	0.00%
Tag-Destination	\$ 45,000	\$ -	\$ 45,000	0.00%
Tag-Attraction	\$ 20,000	\$ -	\$ 20,000	0.00%
Promo Items	\$ 54,500	\$ -	\$ 54,500	0.00%
Events/Sponsorships	\$ 10,000	\$ 1,000	\$ 9,000	10.00%
Archives Programming	\$ 10,000	\$ 1,344	\$ 8,656	13.44%
Downtown Events	\$ 50,000	\$ 14,875	\$ 35,125	29.75%
Shop Local Campaign	\$ 4,000	\$ 326	\$ 3,674	8.15%
Contingency	\$ 20,003	\$ 20,000	\$ 3	99.99%
Downtown Marketing	\$ 150,000	\$ 46,936	\$ 103,064	0.00%
TODS Signage	\$ 400	\$ -	\$ 400	0.00%
Aberdeen	\$ 12,000	\$ 10,613	\$ 1,387	88.45%
2015 Bond Debt Service	\$ 295,000	\$ 73,668	\$ 221,332	24.97%
2017 Bond Debt Service	\$ 150,000	\$ 37,133	\$ 112,867	24.76%
Midtown Property Debt Service	\$ 100,000	\$ -	\$ 100,000	0.00%
Façade Grant Program	\$ 50,000	\$ -	\$ 50,000	0.00%
Visitors Center Expense	\$ 544,905	\$ 107,631	\$ 437,274	19.75%
Tennis Center Expenses	\$ 178,174	\$ 37,146	\$ 141,028	20.85%
Total Local Tax Fund Expenses:	\$ 1,995,182	\$ 488,654	\$ 1,506,528	24.49%



Finance Report

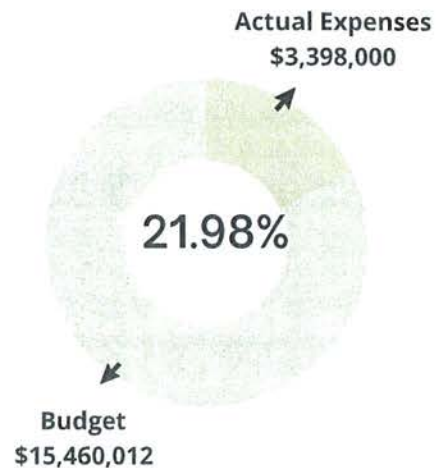
JULY 2025 - JUNE 2026

General Fund Revenues

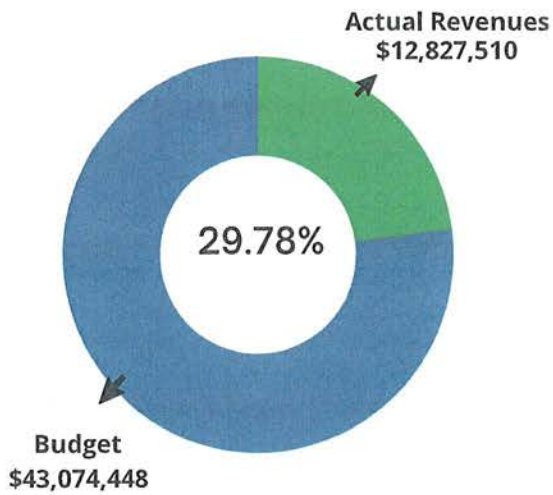


Total GF Cash &
Investments
\$14,966,935

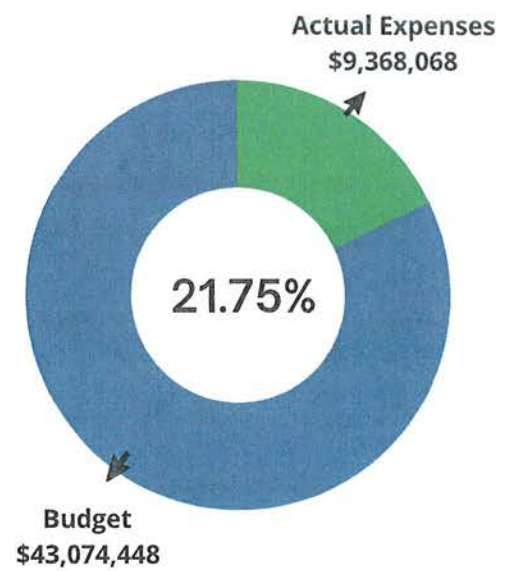
General Fund Expenses



Utility Fund Revenues



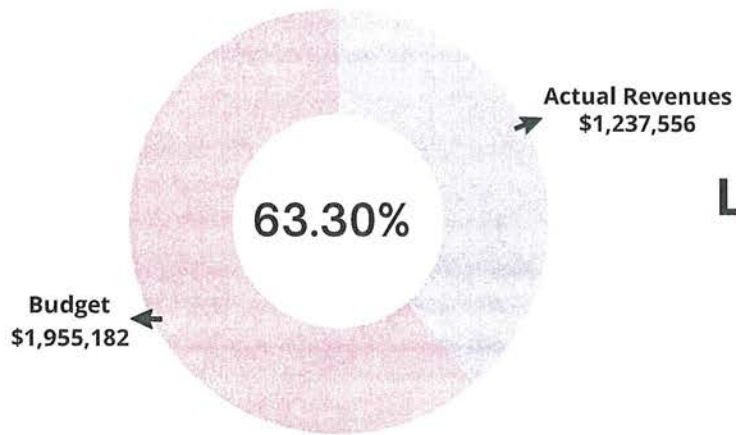
Utility Fund Expenses



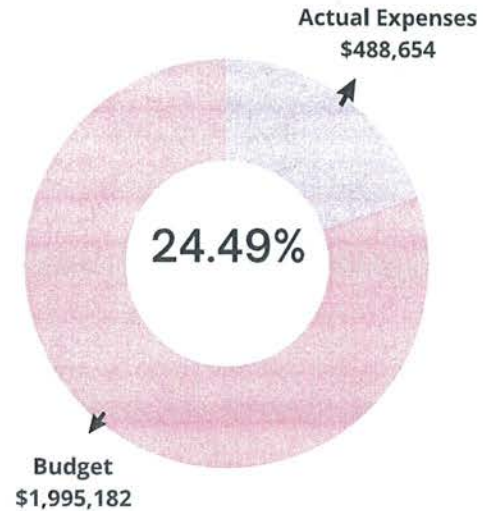
Total UF Cash &
Investments

\$21,775,812

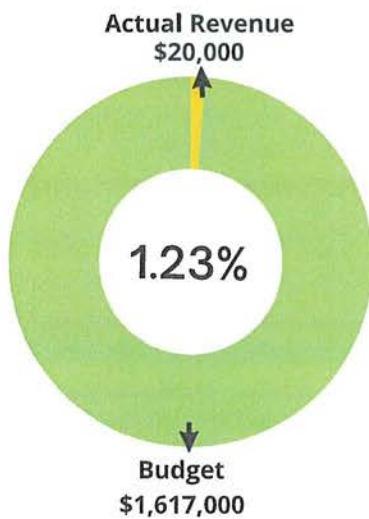
Local Tax Fund Revenues



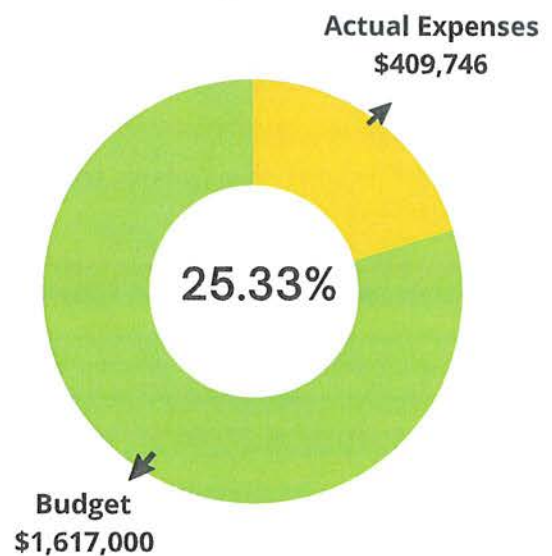
Local Tax Fund Expenses



Capital Improvement Fund Revenues



Capital Improvement Fund Expenses



Camden

Fire Quarterly Report

FROM THE DESK OF **THE CHIEF**

Total Calls: 437

Medical Calls	129
Service Calls	137
Fire Alarms	86
Accidents	67
Fire	18

Fire Fest 2025 was another great success.

October is Fire Prevention Month

We would like to encourage everyone practice home fire safety. Check your smoke alarms, have a home escape plan and don't overload electrical outlets.

Recent Staff Certs

Fire Officer 2	7
Technical Rescue	3
FLAG	2
Pump Ops	1
City Employees CPR	10

Fire Prevention

Inspections	98
Violations	41
Corrected at Follow up	27
Child Safety Seats Installed	47
Public Education Events	11
Smoke Alarms Installed	86
Mobile Food Inspections	8

Q-1 25-26
July-Sept.



Human Resources Q1 2026

July- September

Average
SALARY:
\$52,014.67



The City is utilizing
Temporary Employees in our
Sanitation Department.

Currently staffed with:

- 151 Full -time
- 13 Part-time

WE'RE HIRING!

Electric	2
Public Utilities Admin	1
Water/Sewer Lines	2
Police	1

Total Department Availability:	6
--------------------------------------	---

WHAT'S Happening...

- Open enrollment

TOTAL

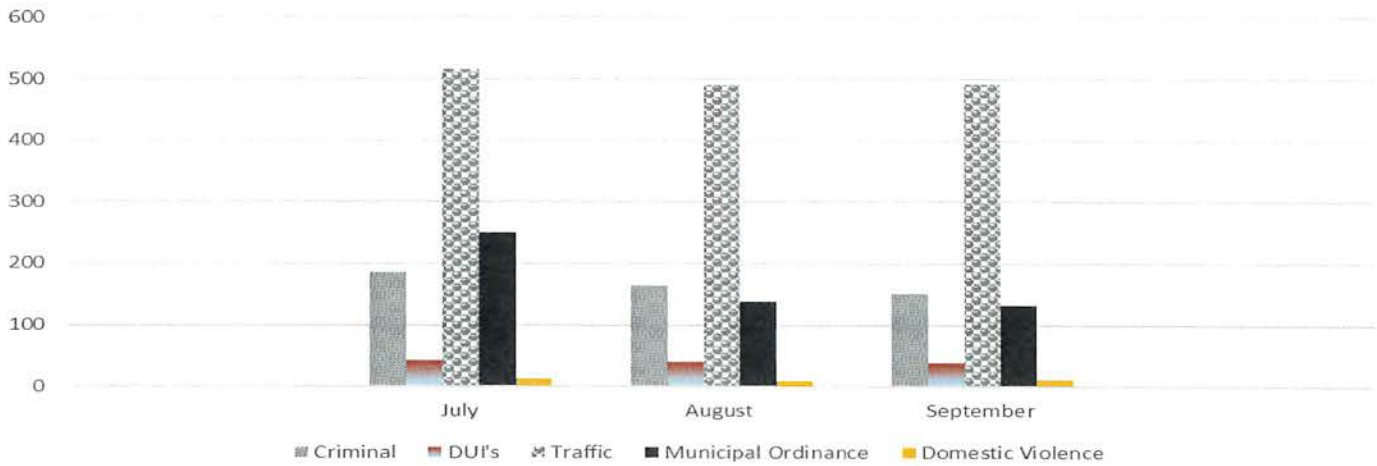
Authorized:

Separations:	8
New Hires:	11
Employees:	186

Camden Municipal Court

Quarterly Report: July 2025– September 2025

Pending Cases



Cases on Dockets: 1406
 Cases disposed: 1086
 Jury Trials Pending: 78
 Preliminary Hearings : 3
 Preliminary Hearings Pending: 2

Jurors


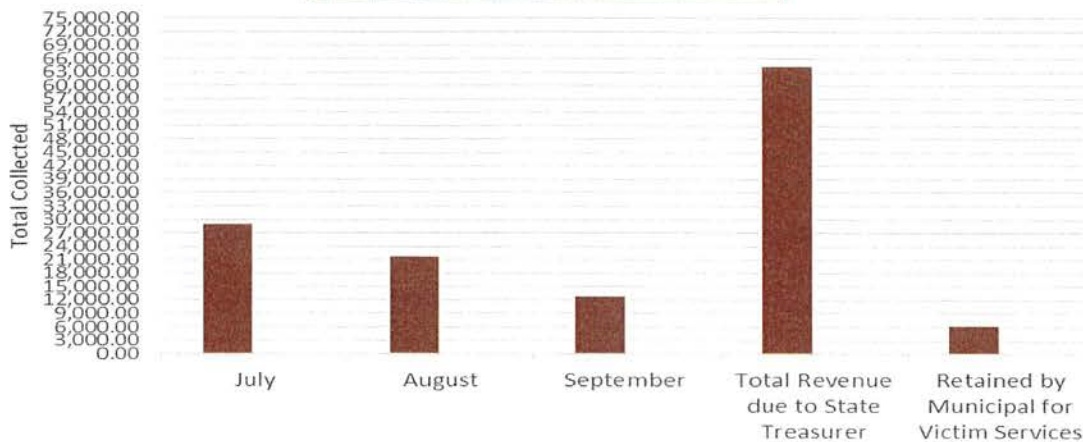
Jurors Summoned: 125
 Jurors Served: 36
 Payment of Jurors: \$360.00

Cases Pending in Programs

Pre-Trial Intervention: 30
 Alcohol Education Program: 3
 Conditional Discharge: 1
 Domestic Violence: 0

Non-Violator Compact (NRVC's) issued: 65
 Time-payments issued: 52
 Sealed Sentences/ Bench Warrants issued: 10
 Dispositions transmitted to SLED: 1086
 Expungements transmitted to SLED: 30

Fines, Fees & Assessments

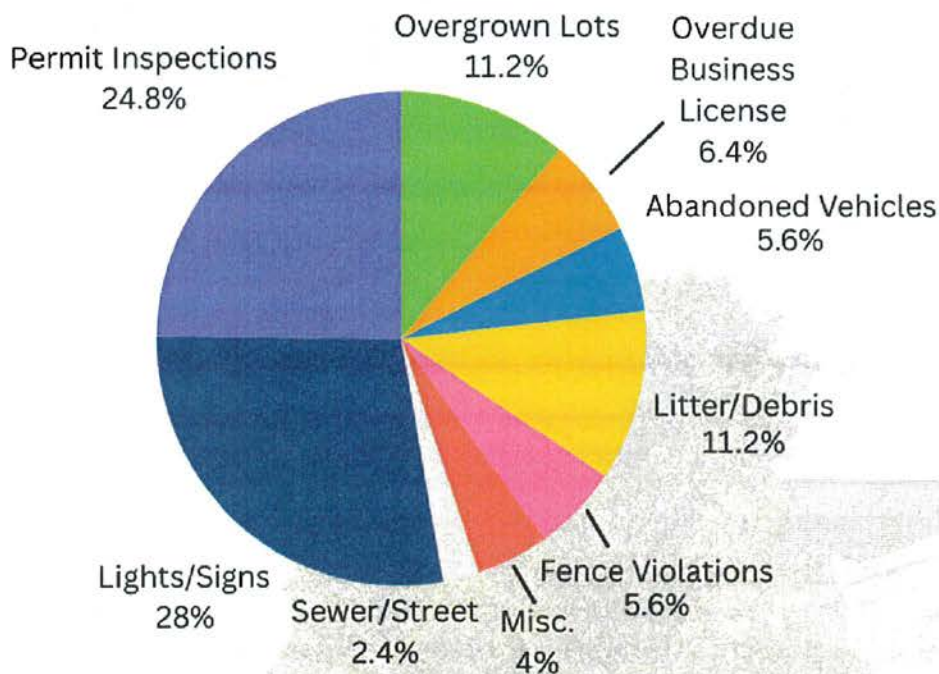


Planning & Development Department

City of Camden
Q1 FY 2025-2026

Code Enforcement

125 Enforcement Activities



Code Enforcement Special Projects

- New Roof at Archives & Museum
- Clock Tower/Haigler Hotel
- New Certifications for Code Enforcement/Building Inspections
- Adoption of Property Maintenance Code
- Collection/Removal of more than 250 Temporary Signs

Historic Landmarks

Commission

- 7 minor projects approved
- 1 major project approved
- 1 Bailey Bill project approved



Planning Activities

- Completed updates to Comprehensive Plan, Zoning Ordinance, and Land Development Regulations related to residential development moratorium
- Completed building assessment of Robert Mills Courthouse
- Received approval for sale of six city-owned surplus lots
- Received approval of PARD grant for new playground at Boykin Park
- Completed Church Street CDBG project

Community Development

- 6 Small Business Workshops/Meetings
- 2 Parks & Trees Commission Meetings, Trees4SC! Community Open House for public input for future canopy sustainability
- 3 City Events Executed - King Haigler Express Sip/See, Blankets & Bands, Fire Fest
- Assisted in coordination of 11 Community Events hosted by other organizations
- 24 One-on-One meetings with Business Owners and Community Partners

CAMDEN POLICE DEPARTMENT

QUARTERLY REPORT:

July—September 2025

PATROL DIVISION

CALLS FOR SERVICE — 3,553
INCIDENT REPORTS — 546
ARREST WARRANTS ISSUED — 28
ARRESTS MADE — 150
WARRANTS SERVED — 73
COLLISIONS — 133
CITATIONS ISSUED — 759
WARNINGS ISSUED — 508

ADMINISTRATION

DIVISION

NEW EVIDENCE CASES — 60
NEW EVIDENCE ITEMS—138
EVIDENCE CASES CLOSED — 123
OUR CALEA SELF-ASSESSMENT IS UNDER
WAY. PROJECTED ACCREDITATION DATE:
EARLY 2027

SPECIAL PROPERTY CHECKS

BOYKIN PARK — 88
KIRKWOOD PARK — 28
KENDALL LAKE PARK— 50

Truck Route

THERE WERE 60 UNIFORM TRAFFIC TICKETS
ISSUED FOR TRUCK ROUTE VIOLATIONS THIS
QUARTER.

INVESTIGATIONS

CLOSED CASES — 715
ARREST WARRANTS ISSUED — 13

NARCOTICS

NARC/FINANCIAL CRIMES REPORTS—56
OVERDOSES—ZERO REPORTED OVERDOSES IN
THIS QUARTER.

SROs

THE 2025 SCHOOL YEAR STARTED WITHOUT
ANY ISSUES.

PROMOTIONS

OFFICERS CHAD BRAITHWAITE AND
JOHNATHON SMITH WERE PROMOTED TO RANK
OF CORPORAL. LET'S CONGRATULATE THEM.

TOP COLLISION LOCATIONS

- 1) DEKALB ST AND SPRINGDALE DR: 14*
- 2) DEKALB ST AND CHESTNUT FERRY RD & EXT: 11*
- 3) SPRINGDALE DR AT WAL MART CROSSOVER: 9*



CAMDEN POLICE DEPARTMENT

QUARTERLY REPORT:

July—September 2025

HOT TOPICS

1) CPD/SLED/KCSO INVESTIGATION AND SUCCESSFUL SEARCH WARRANT CONDUCTED AT MK TOBACCO FOR ILLEGAL THC PRODUCTS.

2) CAMDEN PD INITIATED ONE JUDICIAL COURT ORDER AND ONE DETENTION ORDER FOR MENTALLY ILL CITIZENS. 17 ADDITIONAL MENTALLY ILL CITIZENS INTERACTED WITH OFFICERS REQUIRING AN INCIDENT REPORT, 3 FOR IN-PATIENT TRANSPORT. MANY INTERACTIONS DO NOT REQUIRE AN INCIDENT REPORT.

3) CAMDEN PD HAS PARTNERED WITH A HOST OF OTHER AGENCIES IN KERSHAW COUNTY TO FORM THE "KC CARES ADVISORY BOARD". ALL INVOLVED NOMINATE ADULT CITIZENS THAT PRESENT WITH VARIOUS UNMET NEEDS TO DETERMINE HOW WE CAN MEET THOSE NEEDS WITH LOCAL RESOURCES.

4) ASSISTED SUMTER COUNTY SO WITH A SEARCH WARRANT IN CAMDEN ON A DOUBLE HOMICIDE CASE. SEARCH WAS SUCCESSFUL AND ARRESTS WERE MADE.

5) CPD RECEIVED THE FOLLOWING GRANT FUNDING THIS QUARTER:

* BODY WORN CAMERA PROGRAM -\$9,063.73, IN CAR VIDEO CAMERA PROGRAM- \$13,659.20

2025-2026 SRO PROGRAM (FOR CLC) \$86,573.00

TOTAL \$ 109,295.93

6) CPD OFFICERS ATTENDED THE 'FAITH AND BLUE' APPRECIATION BREAKFAST ON SATURDAY, OCTOBER 11, AT MT. MORIAH BAPTIST CHURCH.

THIS IS AN ANNUAL EVENT HOSTED BY THE KC CONCERNED CLERGY TO BREAK BREAD AND HAVE FELLOWSHIP WITH LAW ENFORCEMENT.

7) CPD IS PREPARING FOR AN INCREASE AND NEW INNOVATIONS IN PATROL IT THROUGHOUT THE DOWN TOWN AREA! STAY TUNED FOR MORE!



PUBLIC UTILITIES



Sanitation

- **1088.2 tons of commercial garbage hauled to landfill**
- **366.06 tons of yard trash hauled to landfill**
- **776.95 tons of residential garbage hauled to landfill**
- **64.65 tons of recycling material hauled to Sonoco recycling facility**
- **Over 7,800 residents served weekly**



1st Quarter 2025-2026

PUBLIC UTILITIES

Water/Sewer Lines

- Repaired 35 water main breaks
- Repaired 16 sewer mains/services
- Cleared 100 sewer issues
- Ongoing Inspection of SCIIP project water main installation
- Responded to 250 + service calls
- 200 + utility locates completed
- Installed 10 water taps

Water Treatment Plant

- Produced 188,600,000 gallons of finished water
- Ran 72 Distribution samples. 8 contractor samples, 5 THM/HHA5 samples
- SCIIP Booster Station Project water main installation
- SCDES sanitary inspection and follow up items


Wastewater Treatment Plant


- Treated 161,694,000 gallons of water
- 4th Pump Addition was Completed
- Alex Tarlton passed his C level license
- Replaced a recycle pump
- SCDES performed the Laboratory Recert Evaluation
- Received CORMIX mixing zone study from DES

PUBLIC UTILITIES

Electric

- Replaced 3 reclosures on Highway 34
- Switch change out at the Dekalb substation
- 52 poles replaced
- 12,260 feet of wire replaced on Woodside, Elizabeth, Price, Henry and Fair
- Installed new underground for brewery
- Rolled out new Response Management System (Daupler) for all utilities
- Specified and ordered a new digger derrick truck and a new 45' bucket truck
- Subdivision work for Oldfield, Wylie St





REVOLUTIONARY WAR VISITOR CENTER CAMDEN, SC

EXHIBIT GUESTS

JULY - 1,681
AUGUST - 1,464
SEPTEMBER - 1,591

6 RWVC PROGRAMS
16 PARTNER EVENTS
13 RENTALS
1,605 GUESTS

DEMOGRAPHIC BREAKDOWN*

KERSHAW COUNTY - 7%
SOUTH CAROLINA - 35%
OTHER STATES - 58%

PROGRAMS

4 LUNCH & LEARNS
2 THURSDAY TALKS
1 SCHOOLGROUP

1st Quarter 2025-26

*We have demographic information for 38% of our Exhibit Guests



Tennis Center of Camden

FIRST QUARTER REPORT (JULY-SEPTEMBER 2025)

Welcomed 7 new members this quarter.

Overall Monthly Tennis Participants:

July - 604, August - 515, September - 655

Summer Social Events Participants:

July - 160, August - 124, September - 148

Breakfast at Wimbledon Mixer —40 players

USTA Adult League Summer Events:

TCC hosted our Men's Combo team home matches.

New Hire - Chris Webb, Head Racquets Professional

25+ years experience in the racquets industry in GA & SC.

2026 Tennis Calendar: Contact Rick Martin ASAP for info on scheduling tournaments and events.



Tennis Center of Camden



- Two Ladies Paddle War teams are playing their home matches at the Pickleball Plaza. Teams consist of 12 players playing teams from Columbia.
- **Facility Updates:** Replaced several damaged wind-screens and nets.
- 2026 Pickleball Calendar: Contact Rick Martin ASAP for info on scheduling tournaments and events.



Pickleball Plaza



Tourism Quarterly Report

July 1 – September 30, 2025

Current Marketing Campaigns

Website Visitor Section

9,561
users

↑ 2%

E-Newsletters

6,979
subscribers

July	34% open rate, 495 clicks
August	28% open rate, 490 clicks
September	25% open rate, 428 clicks

Digital Placements

SCPRT:

July 1, 2025 – June 30, 2026
Welcome Centers (:30 Video)

September 15 – December 15, 2025

YouTube Video
Taboola Digital Display (Banner Ads)
Q1 Media Digital Display (Banner Ads)
Facebook ads
Q1 Media SEM (Search Enging Marketing)

E-Blasts:

The Local Palate – August + September
SC Living – September

Print Placements

Travel Taste + Tour – Fall 2025
The Local Palate – September 2025
Southern Flavor – Fall 2025
SC Living – September 2025

Meta Ad Campaigns:
September 11, 2025 Start

History
Festivals + Events
Shopping
Food + Drink



Organic Social Media Stats

