

# Camden Archives & Museum

## 4th Quarter

April — June 2025

### Exhibits / Programs

- New exhibits: 3
- Programs: 3
- Attendees: 209

### Archives Visitation

- Total visitation: 832
- States represented: 27
- Foreign countries: 2
- Tourists: 49%


### Collections

- Items catalogued: 818
- Collections donated: 28


### Aberdeen Visitation

- Tours conducted: 10
- Visitors: 182\*

\* 150 at “Easter at Aberdeen”



# BUILDING DEPARTMENT



NEW RESIDENTIAL NUMBER OF NEW HOUSES				
FY 23-24	223			
FY 24-25	Q1	Q2	Q3	Q4
	9	8	36	12
VALUE OF CONSTRUCTION				
FY 23-24	\$79,906,542			
FY 24-25	Q1	Q2	Q3	Q4
	\$1,969,768	\$1,967,922	\$9,364,604	\$1,151,010
PERMITS FEES				
FY 23-24	\$562,485			
FY 24-25	Q1	Q2	Q3	Q4
	\$22,673	\$85,639	\$421,614	\$133,642.62
WATER CAPACITY FEES				
FY 23-24	\$415,800			
FY 24-25	Q1	Q2	Q3	Q4
	\$16,800	\$12,600	\$65,100	\$25,200
SEWER CAPACITY FEES				
FY 23-24	\$767,814			
FY 24-25	Q1	Q2	Q3	Q4
	\$31,500	\$19,688	\$122,063	\$47,250
INSPECTIONS				
FY 23-24	2,582			
FY 24-25	Q1	Q2	Q3	Q4
	587	227	173	198

RE-INSPECTION FEES				
FY 23-24	\$14,600			
FY 24-25	Q1	Q2	Q3	Q4
	63	20	23	16
	\$3,150	\$1,000	\$1,350	\$800

OTHER PERMITS Additions, Renovations, Repairs, HVAC, Plumbing, Electrical				
FY 23-24	841			
FY 24-25	Q1	Q2	Q3	Q4
	228	160	234	72



OCCUPANCY PERMITS				
FY 23-24	49			
FY 24-25	Q1	Q2	Q3	Q4
	9	14	5	4

NEW COMMERCIAL (Includes Major Renovations )				
FY 23-24	6			
FY 24-25	Q1	Q2	Q3	Q4
	1	4	2	0
VALUE OF CONSTRUCTION				
FY 23-24	5,084,957			
FY 24-25	Q1	Q2	Q3	Q4
	\$33,000	\$6,118,192	\$1,103,892	0
PERMITS FEES				
FY 23-24	\$29,306			
FY 24-25	Q1	Q2	Q3	Q4
	\$1,001	\$69,192	\$21,027	0
WATER CAPACITY FEES				
FY 23-24	\$5,170			
FY 24-25	Q1	Q2	Q3	Q4
	0	\$17,692	\$8,295	0
SEWER CAPACITY FEES				
FY 23-24	\$62,130			
FY 24-25	Q1	Q2	Q3	Q4
	0	\$11,408	\$24,855	0
INSPECTIONS				
FY 23-24	108			
FY 24-25	Q1	Q2	Q3	Q4
	20	31	43	30

FAÇADE GRANTS				
FY 23-24	2			
FY 24-25	Q1	Q2	Q3	Q4
	0	0	0	0

SIGN PERMITS				
FY 23-24	31			
FY 24-25	Q1	Q2	Q3	Q4
	12	9	4	5

Q4 APRIL 2025 – JUNE 2025



# BUILDING DEPARTMENT

## RESIDENTIAL DEVELOPMENT IMPACT FEES

### NUMBER OF PROJECTS

FY 24-25	Q1	Q2	Q3	Q4
	9	8	35	12

### PARKS RECREATION IMPACT FEE

FY 24-25	Q1	Q2	Q3	Q4
	\$31,014	\$20,676	\$95,008	\$28,632

### FIRE PROTECTION IMPACT FEE

FY 24-25	Q1	Q2	Q3	Q4
	\$11,070	\$10,377	\$33,888	\$10,200

### MUNICIPAL FACILITIES IMPACT FEE

FY 24-25	Q1	Q2	Q3	Q4
	\$3,582	\$4,899	\$10,960	\$3,296

### TOTAL IMPACT FEES

FY 23-24	\$674,694			
FY 24-25	Q1	Q2	Q3	Q4
	\$45,666	\$35,952	\$139,856	\$42,128

## COMMERCIAL DEVELOPMENT IMPACT FEES

### NUMBER OF PROJECTS

FY 24-25	Q1	Q2	Q3	Q4
	1	4	1	0

### FIRE PROTECTION IMPACT FEE

FY 24-25	Q1	Q2	Q3	Q4
	\$56	\$2,511	\$918	0

### MUNICIPAL FACILITIES IMPACT FEE

FY 24-25	Q1	Q2	Q3	Q4
	\$67	\$2,997	\$769	0

### TOTAL IMPACT FEES

FY 23-24	\$1,886			
FY 24-25	Q1	Q2	Q3	Q4
	\$123	\$5,508	\$1,687	0

## Impact Fees



### Development Impact Fees

On October 25, 2023, Camden City Council adopted Ordinance No. 2023-027, implementing development impact fees on new construction permits within the City of Camden. Beginning October 25, 2023 the city began collecting impact fees for the following categories:

- Parks and Recreation Impact Fee
- Fire Protection Impact Fee
- Municipal Facilities Impact Fee

Q4 APRIL 2025 – JUNE 2025





# CAMDEN POLICE DEPARTMENT

## QUARTERLY REPORT:

April—July 2025

### PATROL DIVISION

*CALLS FOR SERVICE — 4,143*

*INCIDENT REPORTS — 421*

*ARREST WARRANTS ISSUED — 48*

*ARRESTS MADE — 199*

*WARRANTS SERVED — 87*

*COLLISIONS — 91*

*CITATIONS ISSUED — 1015*

*WARNINGS ISSUED — 639*

### ADMINISTRATION

#### DIVISION

*NEW EVIDENCE CASES — 43*

*NEW EVIDENCE ITEMS—118*

*EVIDENCE CASES CLOSED — 235*

*OUR CALEA SELF-ASSESSMENT IS UNDER WAY. PROJECTED ACCREDITATION DATE:*

*EARLY 2027*

### SPECIAL PROPERTY CHECKS

*BOYKIN PARK — 38*

*KIRKWOOD PARK — 12*

*KENDALL LAKE PARK— 21*

### INVESTIGATIONS

*CLOSED CASES — 226*

*ARREST WARRANTS ISSUED — 48*

### Truck Route

*THERE WERE 228 UNIFORM TRAFFIC TICKETS ISSUED FOR TRUCK ROUTE VIOLATIONS THIS QUARTER.*

### NARCOTICS

*NARC/FINANCIAL CRIMES REPORTS—10  
OVERDOSES—5 NON-FATAL, INCLUDING A ONE  
YEAR OLD TODDLER AND HIS MOTHER IN TWO  
SEPARATE EVENTS.*

### SROs

*SGT. MORALES, CPL. ANDERSON AND PTL.  
COOK ATTENDED THE 2025 SC SCHOOL  
RESOURCE OFFICER ASSOCIATION CONFERENCE  
AT MYRTLE BEACH!*

### INTERESTING

*THE DEALER'S CHOICE ROOFING SHINGLES  
LARCENY WAS SOLVED AFTER A SUCCESSFUL  
OPERATION WITH KCSO WHICH INCLUDED  
RECOVERING THE STOLEN MATERIALS.*

### TOP COLLISION LOCATIONS

- 1) *DEKALB ST AND SPRINGDALE DRIVE: 16*
- 2) *DEKALB ST AND BROAD ST: 7*
- 3) *DEKALB ST AND LAURENS ST. EXT: 3*





# CAMDEN POLICE DEPARTMENT

## QUARTERLY REPORT:

April—July 2025

### HOT TOPICS

1) *THE DEALER'S CHOICE ROOFING SHINGLES LARCENY WAS SOLVED AFTER A SUCCESSFUL OPERATION WITH KCSO WHICH INCLUDED RECOVERING THE STOLEN MATERIALS.*

\*\*\*

2) *CAMDEN PD INITIATED TWO KC JUDICIAL COURT ORDERS FOR MENTALLY ILL CITIZENS. THIRTEEN ADDITIONAL MENTALLY ILL CITIZENS INTERACTED WITH OFFICERS REQUIRING AN INCIDENT REPORT, THOUGH MANY INTERACTIONS DO NOT.*

\*\*\*

3) *ONE MENTALLY ILL CITIZEN BARRICADED WHILE OFFICERS ATTEMPTED TO SERVE A DETENTION ORDER ON HER FOR EVALUATION. THE CAMDEN PD SRT TEAM CONDUCTED A SUCCESSFUL SECUREMENT; THE CITIZEN INCURRED A MINOR SHOULDER INJURY. NO OFFICERS WERE INJURED.*

\*\*\*

4) *CPD ASSISTED THE RICHLAND COUNTY SHERIFF'S DEPARTMENT WITH A RESIDENTIAL SEARCH WARRANT IN BLYTHEWOOD THAT RESULTED IN STOLEN CHECKS AND OTHER MAIL FROM SEVERAL CAMDEN AND KERSHAW COUNTY CITIZENS. SUBJECT DAION BOWERS WAS ARRESTED AND CHARGED.*

\*\*\*

5) *CPD WORKED A JOINT INVESTIGATION WITH THE KCSO INTO JARMINSKI COOK/CAMPBELL STREET. A RESIDENTIAL SEARCH WARRANT YIELDED WEAPONS, 190 GRAMS OF COCAINE, 9 GRAMS OF CRACK COCAINE, 2 LBS OF MARIJUANA, AND OVER \$5,000 CASH.*

\*\*\*

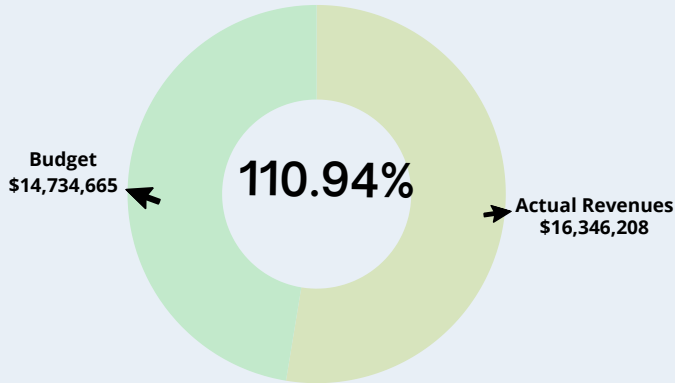
6) *DET. SGT. CARMEN OXANDABOURE IS WORKING ANOTHER ICAC (INTERNET CRIMES AGAINST CHILDREN) CASE IN CAMDEN, ASSIGNED BY THE SC ATTORNEY GENERAL'S OFFICE.*

\*\*\*

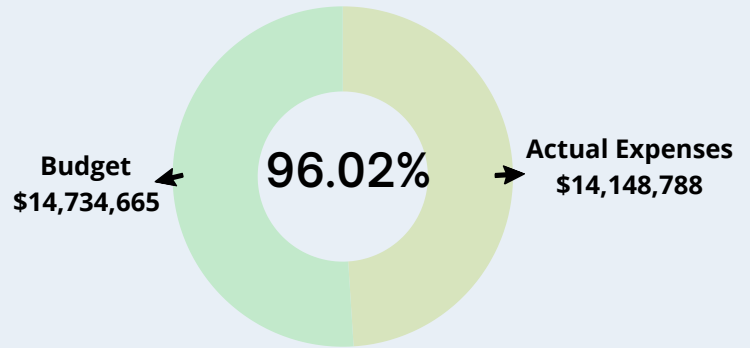
7) *THE DEPARTMENT HAS ORDERED AND RECEIVED NEW COMMUNITY OUTREACH ITEMS TO ENHANCE CITIZEN/OFFICER INTERACTIONS.*



## General Fund Revenues



## General Fund Expenses

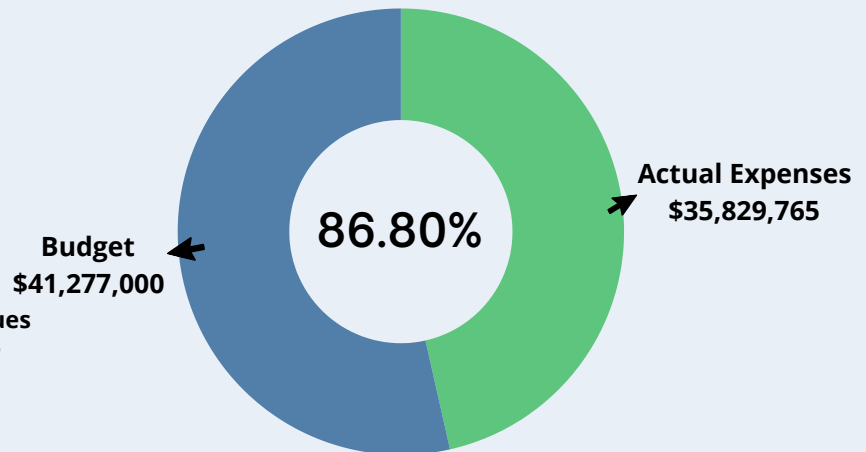
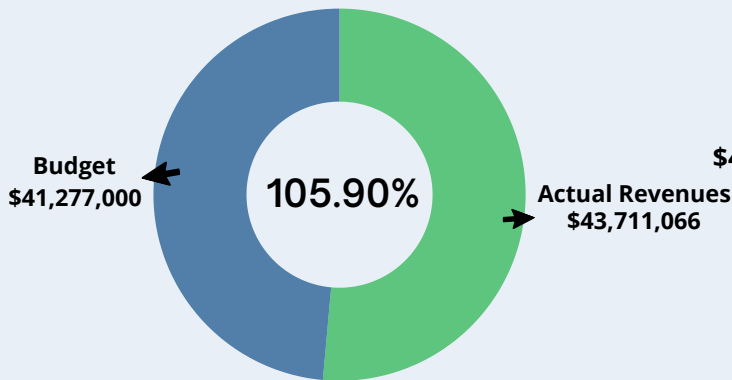


Total GF Cash &  
Investments

**\$11,407,243**

## Utility Fund Expenses

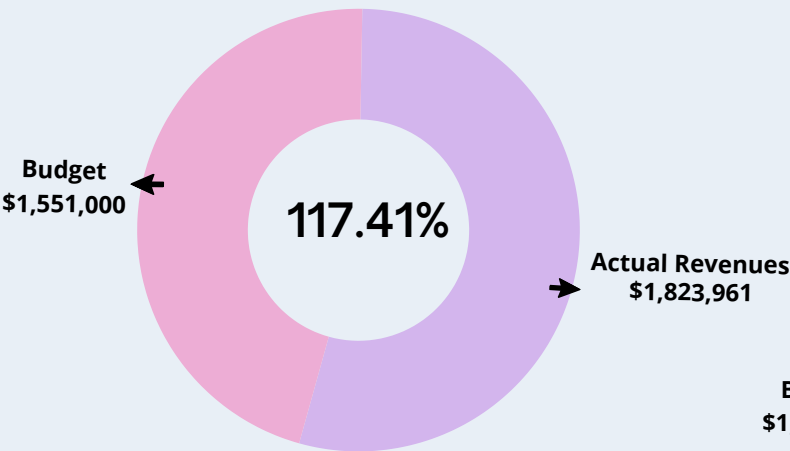
## Utility Fund Revenues



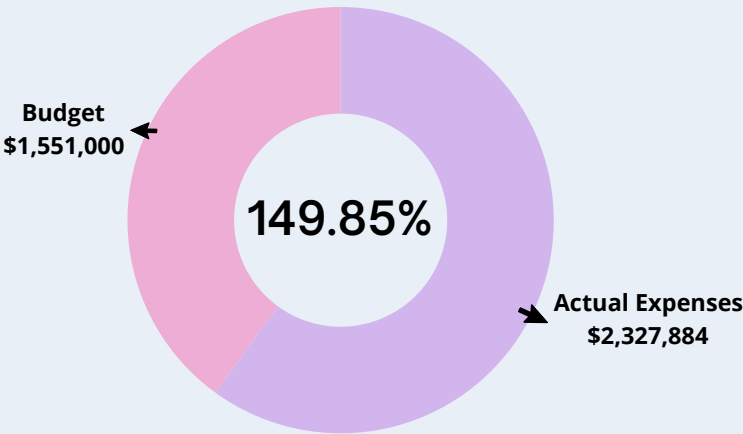
*Rate Stabilization  
Fund Balance*  
\$1,000,000

Total UF Cash &  
Investments  
**\$15,626,093**

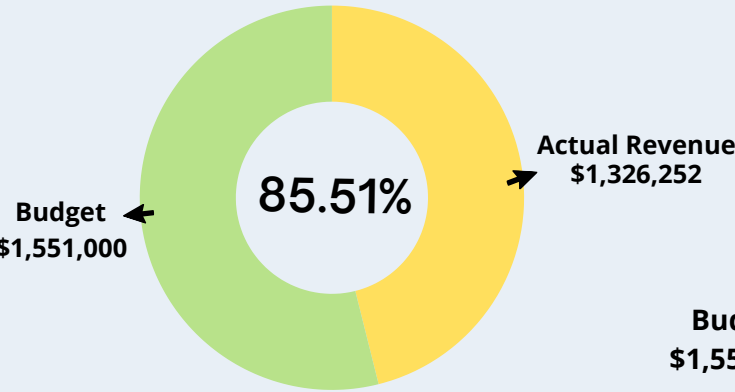
# Local Tax Fund Revenues



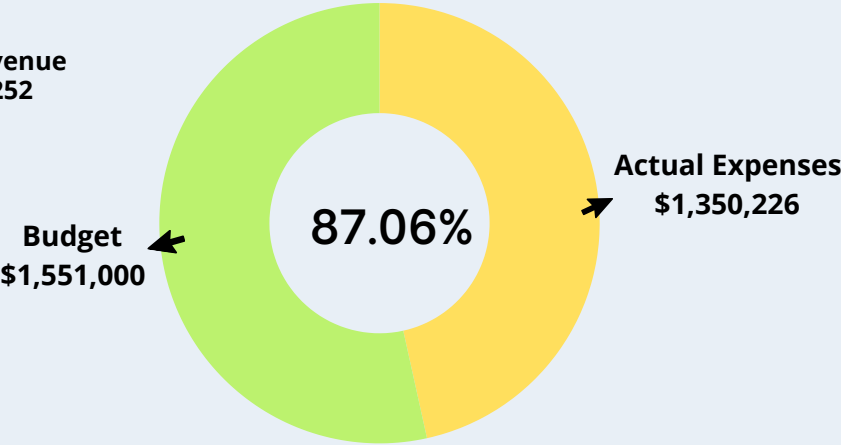
# Local Tax Fund Expenses



# Capital Improvement Fund Revenues



# Capital Improvement Fund Expenses





**CITY OF CAMDEN**  
**YTD FY25 = JULY 2024 - June 2025**  
**Budget Comparison (Unaudited)**

**Percentage of Budget Year Completed 100.00% (Actual Transactions Still Pending)**

**General Fund Revenues by Major Categories**

Description	2024/2025 BUDGET	YEAR TO DATE ACTUAL	DOLLAR DIFFERENCE	PERCENTAGE TO DATE
Property Taxes	\$ 4,844,200	\$ 5,116,314	\$ (272,114)	105.62%
Net Fines	\$ 47,500	\$ 164,690	\$ (117,190)	346.72%
Fire Service	\$ 750,000	\$ 783,828	\$ (33,828)	104.51%
Sanitation Service	\$ 1,895,365	\$ 2,018,724	\$ (123,359)	106.51%
Business License	\$ 2,600,000	\$ 3,332,894	\$ (732,894)	128.19%
Permits	\$ 388,200	\$ 430,978	\$ (42,778)	111.02%
Franchise Fees	\$ 264,000	\$ 255,139	\$ 8,862	96.64%
Fund Transfer	\$ 2,266,000	\$ 2,266,000	\$ -	100.00%
Sale of Property	\$ 700,000	\$ -	\$ 700,000	0.00%
Inter-Governmental	\$ 640,000	\$ 1,225,952	\$ (585,952)	191.55%
Mobile Tower Rental	\$ 200,000	\$ 208,073	\$ (8,073)	104.04%
Other Income	\$ 139,400	\$ 543,616	\$ (404,216)	389.97%
<b>Total General Fund Revenues:</b>	<b>\$ 14,734,665</b>	<b>\$ 16,346,208</b>	<b>\$ (1,611,543)</b>	<b>110.94%</b>

**General Fund Expenditures by Division and/or Type**

Division and/or Type	2024/2025 BUDGET	YEAR TO DATE ACTUAL	DOLLAR DIFFERENCE	PERCENTAGE TO DATE
Legislative	\$ 156,852	\$ 232,998	\$ (76,146)	148.55%
Court	\$ 279,389	\$ 267,733	\$ 11,656	95.83%
Legal	\$ 55,000	\$ 287,998	\$ (232,998)	523.63%
Elections	\$ 7,000	\$ -	\$ 7,000	0.00%
Community Promotions	\$ 117,000	\$ 109,000	\$ 8,000	93.16%
Administrative	\$ 428,271	\$ 455,924	\$ (27,653)	106.46%
Finance	\$ 1,344,541	\$ 1,410,182	\$ (65,641)	104.88%
Building Code Enforcement	\$ 431,169	\$ 241,604	\$ 189,565	56.03%
Planning	\$ 58,500	\$ 72,607	\$ (14,107)	124.11%
Downtown Redevelopment	\$ 219,494	\$ 390,681	\$ (171,187)	177.99%
Police	\$ 3,900,101	\$ 3,573,906	\$ 326,195	91.64%
Human Resources	\$ 209,474	\$ 198,504	\$ 10,970	94.76%
Fire Service	\$ 2,628,320	\$ 2,561,376	\$ 66,944	97.45%
Public Works/Facility Maint	\$ 8,505	\$ 3,319	\$ 5,186	39.03%
Streets	\$ 521,350	\$ 424,301	\$ 97,049	81.39%
Sanitation	\$ 1,895,365	\$ 2,038,170	\$ (142,805)	107.53%
Parks	\$ 1,121,366	\$ 967,332	\$ 154,034	86.26%
Garage	\$ 176,466	\$ 181,351	\$ (4,885)	102.77%
Archives	\$ 232,612	\$ 191,241	\$ 41,371	82.21%
Non-Departmental	\$ 943,890	\$ 540,562	\$ 403,328	57.27%
<b>Total General Fund Expenses:</b>	<b>\$ 14,734,665</b>	<b>\$ 14,148,788</b>	<b>\$ 585,877</b>	<b>96.02%</b>

**CITY OF CAMDEN**  
**YTD FY25 = JULY 2024 - June 2025**  
**Budget Comparison (Unaudited)**

**Percentage of Budget Year Completed 100.00% (Actual Transactions Still Pending)**

**Utility Fund Revenues by Major Categories**

Description	2024/2025 BUDGET	YEAR TO DATE ACTUAL	DOLLAR DIFFERENCE	PERCENTAGE TO DATE
Electric Division	\$ 31,599,453	\$ 32,220,175	\$ (620,722)	101.96%
Water Division	\$ 5,627,000	\$ 5,291,147	\$ 335,853	94.03%
Sewer Division	\$ 3,970,047	\$ 4,684,163	\$ (714,116)	117.99%
Other Income	\$ 80,500	\$ 769,857	\$ (689,357)	956.34%
Grant Income	\$ -	\$ 745,725	\$ (745,725)	0.00%
<b>Total Utility Fund Revenues:</b>	<b>\$ 41,277,000</b>	<b>\$ 43,711,066</b>	<b>\$ (2,434,066)</b>	<b>105.90%</b>

**Utility Fund Expenditures by Division and/or Type**

Division and/or Type	2024/2025 BUDGET	YEAR TO DATE ACTUAL	DOLLAR DIFFERENCE	PERCENTAGE TO DATE
<u><b>Utility Adminstration</b></u>				
Labor	\$ 552,061	\$ 418,458	\$ 133,603	75.80%
Operating	\$ 112,140	\$ 168,957	\$ (56,817)	150.67%
Capital - Purchases	\$ 105,000	\$ 19,305	\$ 85,695	18.39%
	<b>\$ 769,201</b>	<b>\$ 606,720</b>	<b>\$ 162,481</b>	<b>78.88%</b>
<u><b>Non-Departmental</b></u>				
Retiree Insurance	\$ 106,522	\$ 131,731	\$ (25,209)	123.67%
Operating Expense	\$ 194,250	\$ 295,476	\$ (101,226)	152.11%
Insurance	\$ 200,000	\$ 200,004	\$ (4)	100.00%
Economic Incentives	\$ 350,000	\$ -	\$ 350,000	0.00%
Other Operating	\$ 342,300	\$ 239,161	\$ 103,139	0.00%
Utility Transfer	\$ 2,266,000	\$ 2,266,000	\$ (0)	100.00%
	<b>\$ 3,459,072</b>	<b>\$ 3,132,373</b>	<b>\$ 326,699</b>	<b>90.56%</b>
<u><b>Debt Service</b></u>	<b>\$ 7,555,400</b>	<b>\$ 6,765,621</b>	<b>\$ 789,779</b>	<b>89.55%</b>



<b><u>Electric Division</u></b>				
Labor	\$ 1,144,501	\$ 1,127,548	\$ 16,953	98.52%
Purchase Power	\$ 18,291,000	\$ 14,218,912	\$ 4,072,088	77.74%
Operating	\$ 1,142,179	\$ 1,037,369	\$ 104,810	90.82%
Capital - Projects	\$ 2,558,525	\$ 2,177,011	\$ 381,514	85.09%
	<b>\$ 23,136,205</b>	<b>\$ 18,560,840</b>	<b>\$ 4,575,365</b>	<b>80.22%</b>
<b><u>Water Plant</u></b>				
Labor	\$ 962,157	\$ 946,705	\$ 61,364	98.39%
Operating	\$ 862,058	\$ 642,439	\$ 219,619	74.52%
Capital - Maintenance	\$ 197,001	\$ 155,949	\$ 41,052	79.16%
	<b>\$ 2,021,216</b>	<b>\$ 1,745,093</b>	<b>\$ 322,035</b>	<b>86.34%</b>
<b><u>Water Lines</u></b>				
Labor	\$ 545,713	\$ 392,097	\$ 153,616	71.85%
Operating	\$ 200,489	\$ 158,338	\$ 42,151	78.98%
Capital - Maintenance	\$ 497,000	\$ 1,069,548	\$ (572,548)	215.20%
	<b>\$ 1,243,202</b>	<b>\$ 1,619,983</b>	<b>\$ (376,781)</b>	<b>130.31%</b>
<b><u>Sewer Plant</u></b>				
Labor	\$ 597,391	\$ 532,746	\$ 64,645	89.18%
Operating	\$ 709,588	\$ 429,093	\$ 280,495	60.47%
	<b>\$ 1,306,979</b>	<b>\$ 961,839</b>	<b>\$ 345,140</b>	<b>73.59%</b>
<b><u>Sewer Lines</u></b>				
Labor	\$ 412,235	\$ 447,719	\$ (35,484)	108.61%
Operating	\$ 197,999	\$ 134,224	\$ 63,775	67.79%
Capital - Maintenance	\$ 1,025,454	\$ 1,712,036	\$ (686,582)	166.95%
	<b>\$ 1,635,688</b>	<b>\$ 2,293,979</b>	<b>\$ (658,291)</b>	<b>140.25%</b>
<b><u>Meter Reading</u></b>				
Labor	\$ 108,037	\$ 120,789	\$ (12,752)	111.80%
Operating	\$ 42,000	\$ 22,528	\$ 19,472	53.64%
	<b>\$ 150,037</b>	<b>\$ 143,317</b>	<b>\$ 293,354</b>	<b>95.52%</b>
<b>Total Utility Fund Expenses:</b>	<b>\$ 41,277,000</b>	<b>\$ 35,829,765</b>	<b>\$ 5,447,235</b>	<b>86.80%</b>



**CITY OF CAMDEN**  
**YTD FY25 = JULY 2024 - June 2025**  
**Budget Comparison (Unaudited)**

**Percentage of Budget Year Completed 100.00% (Actual Transactions Still Pending)**

**Local Tax Fund Revenues by Major Categories**

Description	2024/2025 BUDGET	YEAR TO DATE ACTUAL	DOLLAR DIFFERENCE	PERCENTAGE TO DATE
ABL License Fee	\$ 7,500	\$ -	\$ 7,500	0.00%
A-Tax Tourism Agency	\$ 30,000	\$ 63,504	\$ (33,504)	211.68%
Local A-Tax Revenue	\$ 100,000	\$ 111,404	\$ (11,404)	111.40%
Local Hospitality Tax	\$ 1,225,000	\$ 1,443,701	\$ (218,701)	117.85%
Kershaw County Funds	\$ 35,000	\$ -	\$ 35,000	0.00%
City Arena Rental Income	\$ 10,000	\$ 37,875	\$ (27,875)	378.75%
Robert Mills Rental Income	\$ 5,000	\$ -	\$ 5,000	0.00%
Visitors Center-Kershaw County	\$ 100,000	\$ 125,000	\$ (25,000)	125.00%
Tennis Center	\$ 16,000	\$ 18,552	\$ (2,552)	115.95%
Visitors Center Rentals	\$ 25,000	\$ 23,925	\$ 1,075	95.70%
Other Income	\$ -	\$ -	\$ -	0.00%
<b>Total Local Tax Fund Revenues:</b>	<b>\$ 1,553,500</b>	<b>\$ 1,823,961</b>	<b>\$ (270,461)</b>	<b>117.41%</b>

**Local Tax Fund Expenditures by Division and/or Type**

Division and/or Type	2024/2025 BUDGET	YEAR TO DATE ACTUAL	DOLLAR DIFFERENCE	PERCENTAGE TO DATE
Tourism Promotion	\$ 75,000	\$ 72,454	\$ 2,546	96.61%
Website/Marketing/Advert	\$ 40,000	\$ 40,032	\$ (32)	100.08%
Print Ads Marketing	\$ 60,000	\$ 57,268	\$ 2,732	95.45%
Billboard Vinyl	\$ -	\$ -	\$ -	0.00%
Tourism Video	\$ -	\$ 1,711	\$ (1,711)	0.00%
Price House Maint	\$ 7,500	\$ 4,300	\$ 3,200	57.33%
City Arena Maint	\$ 15,000	\$ 19,225	\$ (4,225)	128.17%
Robert Mills Courthouse Maint	\$ 10,000	\$ 9,047	\$ 953	90.47%
Tourism PR Newsletter	\$ 10,000	\$ 5,731	\$ 4,269	57.31%
Carolina Cup Sponsorship	\$ 25,000	\$ 25,000	\$ -	100.00%
SC Sports Alliance	\$ -	\$ -	\$ -	0.00%
Dues-SC Tourism Society	\$ 200	\$ 150	\$ 50	75.00%
Tourism Meetings/SCPRT	\$ 3,500	\$ 999	\$ 2,501	28.54%
Tag-Destination	\$ 45,000	\$ 77,757	\$ (32,757)	172.79%
Tag-Attraction	\$ 20,000	\$ 12,770	\$ 7,230	63.85%
Promo Items	\$ 4,500	\$ 803	\$ 3,697	17.84%
Events/Sponsorships	\$ 10,000	\$ 4,500	\$ 5,500	45.00%
Archives Programming	\$ 10,000	\$ 9,341	\$ 659	93.41%
Downtown Events	\$ 50,000	\$ 49,080	\$ 920	98.16%
Shop Local Campaign	\$ 4,000	\$ 2,324	\$ 1,676	58.09%
Contingency	\$ 74,606	\$ 139,435	\$ (64,829)	186.90%
Downtown Marketing	\$ -	\$ 37,709	\$ (37,709)	0.00%
TODS Signage	\$ 400	\$ 100	\$ 300	25.00%
Aberdeen	\$ 30,000	\$ 12,782	\$ 17,218	42.61%
2015 Bond Debt Service	\$ 295,000	\$ 294,555	\$ 445	99.85%
2017 Bond Debt Service	\$ 150,000	\$ 148,549	\$ 1,451	99.03%
Midtown Proprty Purchase	\$ -	\$ 743,167	\$ (743,167)	0.00%
Visitors Center Expense	\$ 405,881	\$ 394,334	\$ 11,547	97.16%
Tennis Center Expenses	\$ 207,913	\$ 164,763	\$ 43,150	79.25%
<b>Total Local Tax Fund Expenses:</b>	<b>\$ 1,553,500</b>	<b>\$ 2,327,884</b>	<b>\$ (774,384)</b>	<b>149.85%</b>



# **Camden**

## **Fire Quarterly Report**

**Total Calls: 745**

**Medical Calls 405**

**Service Calls 175**

**Fire Alarms 63**

**Accidents 56**

**Fire 46**

### **FROM THE DESK OF** **THE CHIEF**

**Congratulations to Ashbee Mosley  
CFD Explorer for receiving the  
2025 DAR-Outstanding Cadet  
Medal**

### **Upcoming Events**

**911 Memorial Walk - 9/13/2025**

**FireFest - 9/27/2025**

**City Calls - 312**

**Fire Zone Calls -127**

**Mutual Aid - 31**

### **Recent Staff**

### **Certifications**

**Firefighter 1 1**

**EVDT 1**

**Haz Mat Ops 1**

**Fire Marshal 3**

### **Fire Prevention**

**Inspections 87**

**Violations 36**

**Corrected at Follow up 24**

**Child Safety Seats Installed 39**

**Public Education Events 8**

**Smoke Alarms Installed 78**

**Mobile Food Inspections 16**

**Q-4 24-25**

**April- June**



# Human Resources



## Q4 2025 April-June

Average  
**SALARY:**  
\$45,587

The City is utilizing  
Temporary Employees in our  
Sanitation Department.

Currently staffed with:

- 149 Full -time
- 22 Part-time

## WE'RE HIRING!

Tennis	1
Streets	1
Water/Sewer Lines	1
Police	1
<hr/>	
Total Department Availability:	4

## WHAT'S Happening...

- City of Camden  
Employees Event:  
Fireflies Game

## TOTAL Authorized:

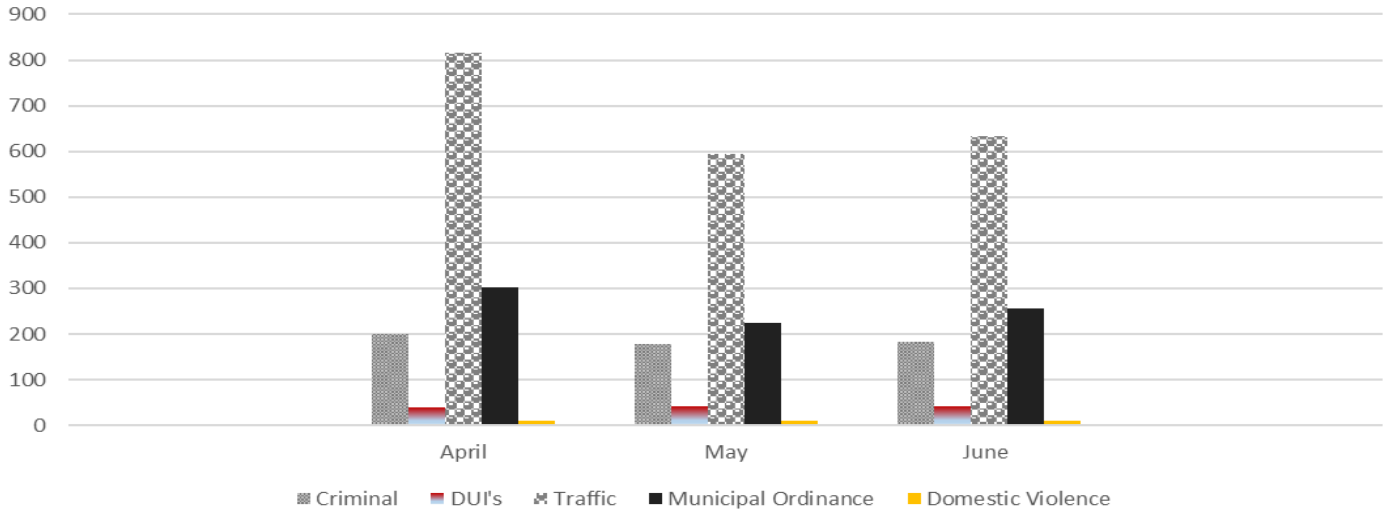
Separations:	8
New Hires:	5
Employees:	171



# Camden Municipal Court

## 4th Quarter Report: April 2025 - June 2025

### Pending Cases



Cases on Dockets: 1597

Cases disposed: 1267

Jury Trials Pending: 55

Preliminary Hearings : 3

Preliminary Hearings Pending: 2

### Jurors

Jurors Summoned: 0

Jurors Served: 0

Payment of Jurors: 0

Jury Trial Pleas: 30

### Cases Pending in Programs

Pre-Trial Intervention: 35

Alcohol Education Program: 12

Conditional Discharge: 5

Domestic Violence: 0

Non-Violator Compact (NRVC's ) issued: 95

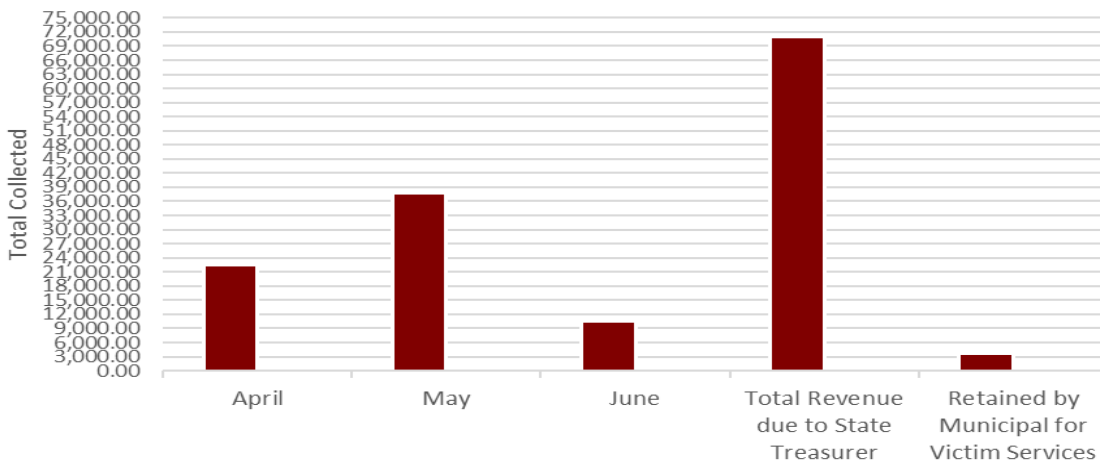
Time-payments issued: 64

Sealed Sentences/ Bench Warrants issued: 6

Dispositions transmitted to SLED: 1597

Expungements transmitted to SLED: 21

### Fines, Fees & Assessments



# Planning & Development Department

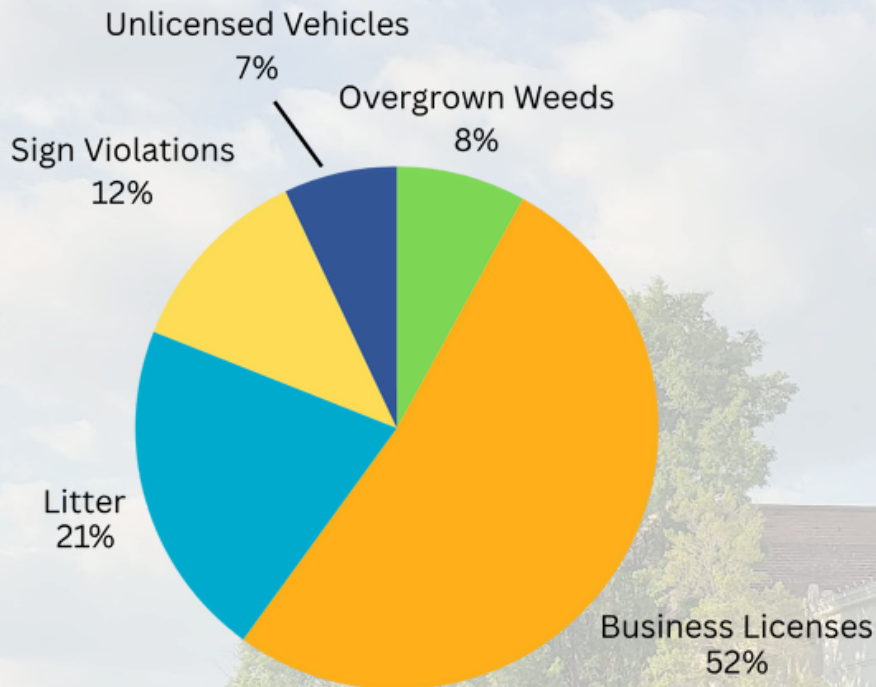


City of Camden

Q4 FY 2024-2025

## Code Enforcement

100 Enforcement Activities



## Historic Landmarks Commission

- 2 major project approved
- 3 minor projects approved

- Participated in three meetings for the Tress4SC! Technical assistance grant
- Continued work on updates to Comprehensive Plan and development ordinances related to residential development moratorium
- Held planning workshop to receive public input on development; 59 people attended
- Conducted online survey to receive input on future growth; received 869 responses
- Hired code enforcement officer

## Community Development

- 2 Small Business Workshops/Meetings
- 3 Parks & Trees Commission Meetings executed, 3 Trees4SC! Workshops held, completing Digital Tree Canopy for City of Camden and identifying strategies for future sustainability of Camden's Urban Forest
- 3 City Events Executed - Juneteenth/Blankets & Bands (partnerships), 246 Army Band Concert
- Assisted in coordination of 12 Community Events hosted by other organizations
- 60 One-on-One meetings with Business Owners and Community Partners
- Special Projects: Camden Connection Quarterly Newsletter, KC 250th Continuing Campaign, Ag + Art Tour 2025 Event (completed), Experience Camden & Cultural District brand awareness/social media (ongoing)





# REVOLUTIONARY WAR VISITOR CENTER CAMDEN, SC

## EXHIBIT GUESTS

APRIL - 1,672

MAY - 1,681

JUNE - 1,651

8 RWVC PROGRAMS

17 PARTNER EVENTS

18 RENTALS

2,793 GUESTS

## DEMOGRAPHIC BREAKDOWN\*

KERSHAW COUNTY - 7%

SOUTH CAROLINA - 38%

OTHER STATES - 55%

## PROGRAMS

3 LUNCH & LEARNS

3 THURSDAY TALKS

2 SPECIAL EVENT

4 SCHOOLGROUPS

# 4th Quarter 2024-25

\*We have demographic information for 37% of our Exhibit Guests





# Tennis Center of Camden

## FOURTH QUARTER REPORT (APRIL-JUNE 2025)

Welcomed 4 new TCC members this quarter.

Overall Monthly Tennis Participants:

April-643, May-501, June-477

Adult USTA League Match Play:

April-94 players, May-24 players

April 2025-Hosted Spring Break College matches:

Ladies: Erskine College vs Barton College


Mens: Elon University vs St. John's University

May 2025-USTA National Tennis Month Events:

Future Stars one-day junior tournament with 8 participants ages 8 & under.

Twenty eight adults played in the Tuesday Morning Mixed Social.

Continue to add tournaments & events to the 2025 Fall Tennis Calendar.



Tennis Center of Camden



- April 2025 –The national LevelUp organization again leased the Pickleball Plaza for a two-day Pickleball Camp for players ready to take their game to the advanced level.
- Some new windscreens & Court Number signs
- Continue to add tournaments & events to the 2025 Fall Pickleball Calendar.




Pickleball Plaza






# Tourism Department 4th Quarter 2024-2025



**Monthly E-Blast**

*6,946 Subscribers*

*25.4% open rate and 2.0% CTR*



**SCPRT Marketing**

**Social Media**

**Welcome Centers**

**Visitor Guide**

**DiscoverSouthCarolina.com**

**4 Statewide Billboards**

*3,183,568 impressions weekly*



**Post & Courier  
Digital Banner Ads**

**493,449 Impressions and .07 CTR**



**4th Quarter Website Stats - experiencecamdensc.com**

**Visitors Section - 9,414 total users**

**Events Section - 7,848 total users**

Lore



**Facebook**

**Engagements- 28,927 and Reach - 257,000**



experiencecamdensc Following 17 Message 14 111

496 posts 1,438 followers 323 following

Experience Camden SC. Revolutionary. Cultural. Playful. Explore Camden, SC and create your own uniquely Camden experience. [experiencecamdensc.com](https://experiencecamdensc.com)

Followed by [Kirkham.net](#), [Camden.com](#), [Camden.com](#) and 11 others

**Instagram**

**Engagements- 473 and Reach 106,000**



# **PUBLIC UTILITIES**



## **Sanitation**

- **1019.76 tons of commercial garbage hauled to landfill**
- **514.24 tons of yard trash hauled to landfill**
- **806.57 tons of residential garbage hauled to landfill**
- **57.33 tons of recycling material hauled to Sonoco recycling facility**
- **Over 7,800 residents served weekly**



4th Quarter 2024-2025

# PUBLIC UTILITIES

## Water/Sewer Lines

- Repaired 12 water main breaks
- Repaired 6 sewer gravity mains
- Changed out 20 + water meters
- Repaired 8 water service leaks
- Responded to 250 + service calls
- 500 + utility locates completed
- Installed 11 water taps

## Water Treatment Plant

- Produced 159,000,000 gallons of finished water
- Ran 72 Distribution samples

## Wastewater Treatment Plant

- Treated 164,294,000 gallons of water
- SCDES performed a Pretreatment Compliance Inspection, plant received the highest score possible
- Began initial phase of construction project to add an additional influent pump and associated controls



# PUBLIC UTILITIES

## Electric

3+ miles of primary/secondary  
lines pruned

750+ utility locates

Installed 1000' + of service wire  
in Oldfield subdivision

Connected 6 temporary services  
in Oldfield subdivision

Installed new poles and wire on  
Savage St.

Installed new poles and wire on  
Beard St.

50 + security/street lights  
installed/repared

Connected permanent power  
and installed new transformer  
at Dunkin'

Connected permanent power  
and installed new transformers  
at MUSC Womens Center

Installed new wire to breakers,  
circuit switcher, and highside  
transformer at Dusty Bend  
Substation



4th Quarter 2024-2025

Installed 1 new breaker at Dekalb  
Substation

Repaired 4 secondary underground  
services

Installed 350' of underground  
primary service and installed new  
transformer at Springdale Hall

Installed poles and wire on Hasty Ln.

Replaced 26 poles in system