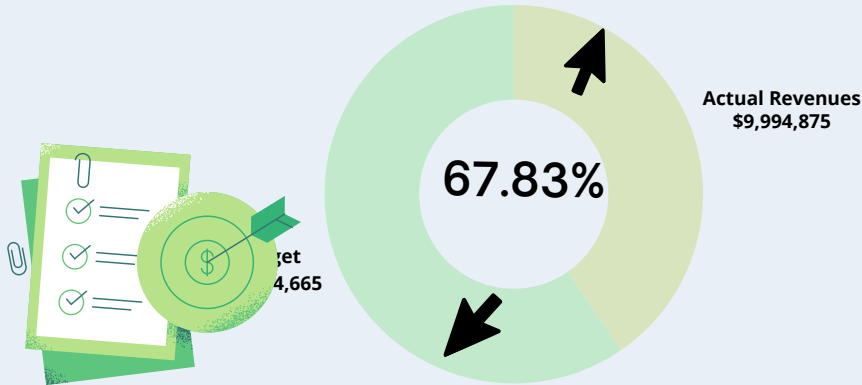
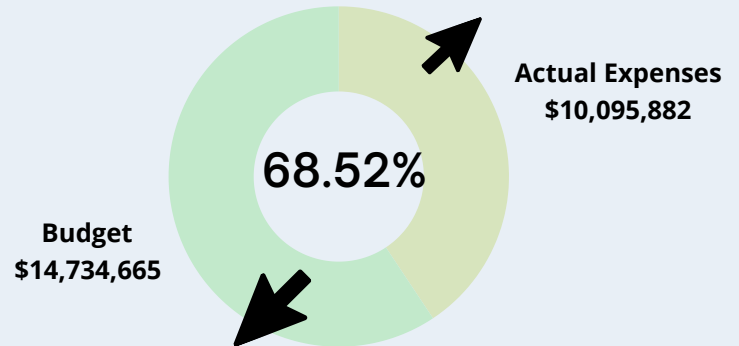


General Fund Revenues

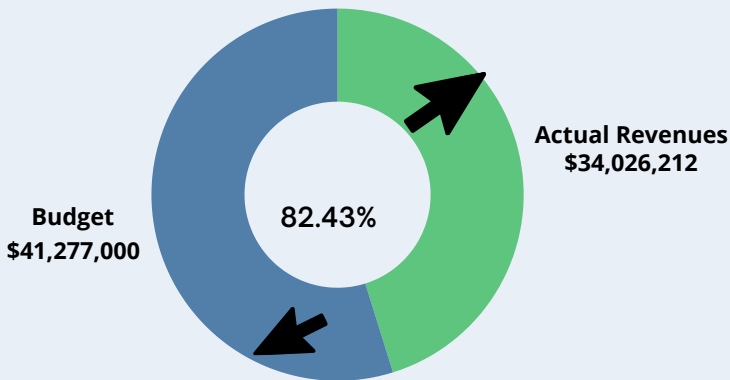


Total GF Cash & Investments
\$7,976,620

General Fund Expenses

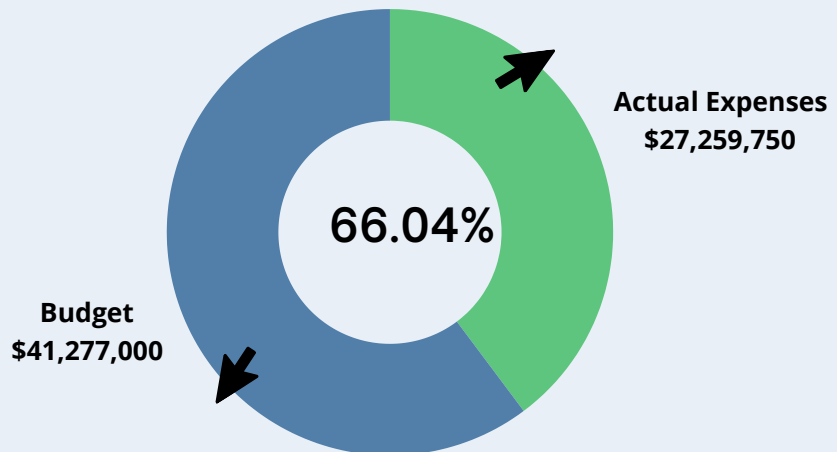


Utility Fund Revenues



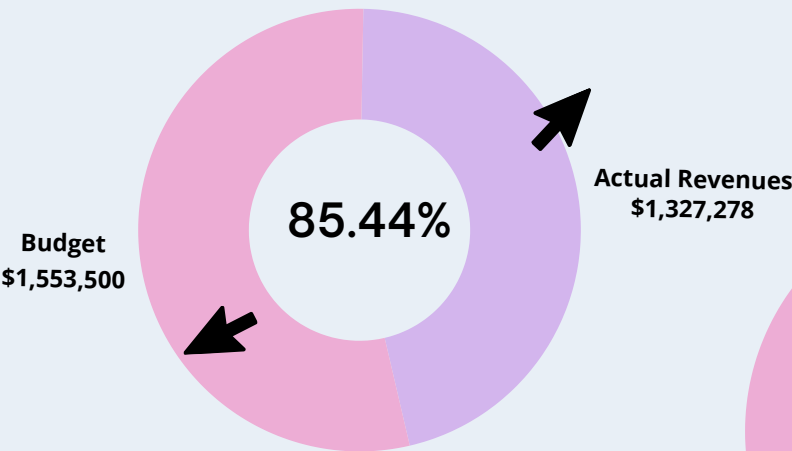
Rate Stabilization Fund Balance
\$1,000,000

Utility Fund Expenses

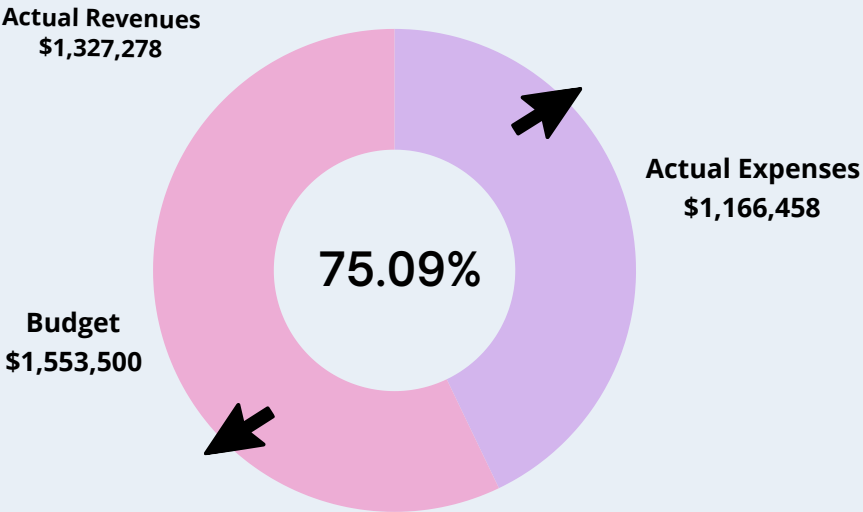


Total UF Cash & Investments
\$13,732,697

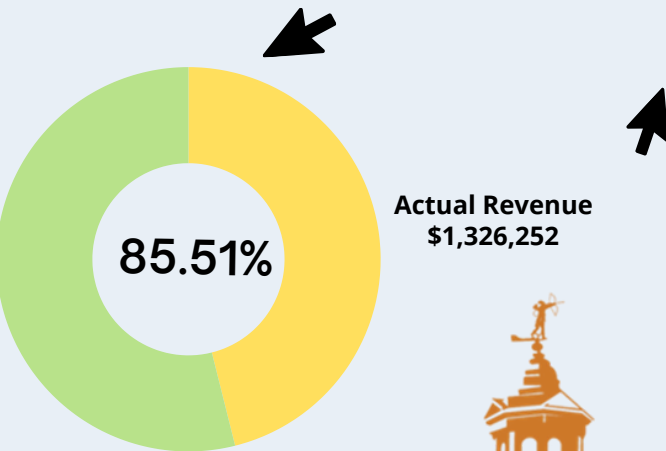
Local Tax Fund Revenues




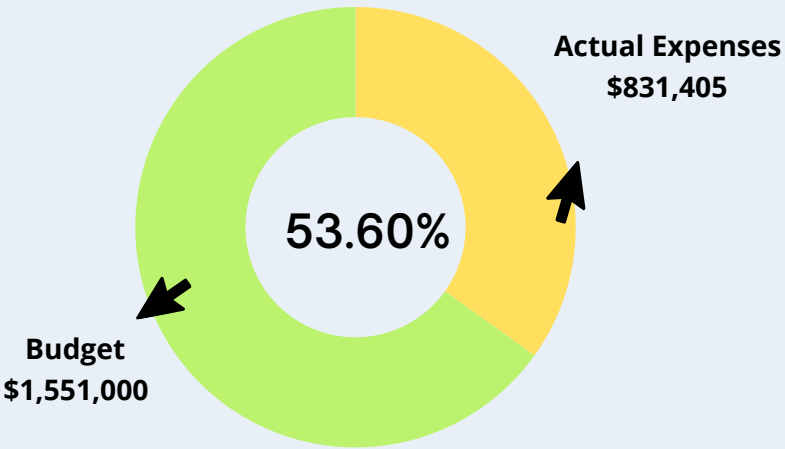
Local Tax Fund Expenses



Capital Improvement Fund Revenues



Capital Improvement Fund Expenses



CAMDEN POLICE DEPARTMENT

QUARTERLY REPORT: January—March 2025

PATROL DIVISION

ARRESTS MADE — 106

WARRANTS SERVED — 71

CALLS FOR SERVICE — 3,480

COLLISIONS — 125

INCIDENT REPORTS — 349

UTT'S ISSUED — 1028

WARNINGS ISSUED — 556

ARREST WARRANTS ISSUED — 34

SPECIAL PROPERTY CHECKS

BOYKIN PARK — 64

KIRKWOOD PARK — 27

Code Enforcement

THERE WERE 211 INCIDENTS OF ENFORCEMENT

ACTIONS TAKEN FOR VIOLATION OF TRUCK

ROUTE DURING THIS QUARTER.

SRO's

CPL. ANDERSON RECENTLY ATTENDED A
CAMDEN HIGH SCHOOL TRIP AS A CHAPERONE
TO BOSTON, MA.

KEEPING STUDENTS SAFE ON AND OFF CAMPUS



ADMINISTRATION

DIVISION

IN-HOUSE REPORTS — 43

NEW EVIDENCE CASES — 27

NEW EVIDENCE ITEMS—44

EVIDENCE CASES CLOSED — 260

INVESTIGATIONS

CLOSED CASES — 876

ARREST WARRANTS ISSUED — 20

NARCOTICS

NARC/FINANCIAL CRIMES REPORTS—17

OVERDOSE—1 NON-FATAL

FLOCK

2 WANTED SUBJECTS LOCATED

INTERESTING

THE 2025 CAROLINA CUP WAS A HUGE SUCCESS,
WITH UNDER 20 VIOLATIONS AND ONLY 1
PERSON BOOKED INTO KCDC.

THE DEPARTMENT HAS BEGUN INITIAL
INQUIRIES FOR CALEA ACCREDITATION



HOT TOPICS

TOP COLLISION LOCATIONS:

- 1) DEKALB ST AND CHESTNUTFERRY EXT WITH 10 COLLISIONS
- 2) DEKALB ST AND SPRINGDALE DR WITH 8 COLLISIONS
- 3) DEKALB ST AND BAY LN & DEKALB ST AND FAIR ST WITH 5 COLLISIONS

Camden

Fire Quarterly Report

Total Calls: 745

Medical Calls 405

Service Calls 175

Fire Alarms 63

Accidents 56

Fire 46

**Home Property Saved
863,500**

**FROM THE DESK OF
THE CHIEF**

**Congratulations To:
Dean West - 2024 American
Legion Post 17 Firefighter of
the Year.**

**Jason Floyd - March City
employee of the month.**

Recent Staff Certifications

Firefighter 1 1

EVDT 1

Haz Mat Ops 1

Fire Marshal 3

Fire Prevention

Inspections 107

Violations 46

Corrected at Follow up 31

Child Safety Seats Installed 51

Public Education Events 6

Smoke Alarms Installed 96

Mobile Food Inspections 42

**Q-3 24-25
January-March**



PUBLIC UTILITIES

Sanitation

- **999.79 tons of commercial garbage hauled to landfill**
- **417.71 tons of yard trash hauled to landfill**
- **758.54 tons of residential garbage hauled to landfill**
- **55.12 tons of recycling material hauled to Sonoco recycling facility**
- **Over 7,800 residents served weekly**



PUBLIC UTILITIES

Water/Sewer Lines

- Repaired 15 water main breaks
- Repaired 3 sewer gravity mains
- Changed out 50 + water meters
- Repaired 9 water service leaks
- Responded to 250 + service calls
- 500 + utility locates completed
- Replaced three fire hydrants

Water Treatment Plant

- Produced 148,100,000 gallons of finished water
- Hauled 252.98 tons of alum sludge to Lee County Landfill
- Ran 72 Distribution samples
- Ran 7 N-BARTS samples (nitrifying bacteria analysis)

Wastewater Treatment Plant

- Treated 171,112,000 gallons of water
- Completed the SCDES process for NPDES permit renewal
- Submitted the 2024 Land Application report to SCDES
- Rebuilt plant reuse water pump #1

PUBLIC UTILITIES

Electric

Installed (3) 600 amp switches
on Dicey Ln.

4+ miles of primary/secondary
lines pruned

58 security/street lights
installed/repared

750+ utility locates

Connected temporary power
and installed new transformer
and ducts at Dunkin Donuts

Extended primary overhead 500
feet on Halley Rd.

Connected temporary power
and installed new transformers
at MUSC Womens Center

Completed Crestmont and
Hazelhurst conversion

Completed Phase 1 install of
wire and transformers in Oldfield
Subdivision

Installed 1 new breaker at Dekalb
Substation

Repaired 5 secondary underground
services


Replaced 27 electric poles

Replaced and relocated (6) OCR's on
Knights Hill Rd., Battleship Rd., and
Black River Rd.

Removed 89 poles in Kirkwood



BUILDING DEPARTMENT



NEW RESIDENTIAL NUMBER OF NEW HOUSES				
FY 23-24	223			
FY 24-25	Q1	Q2	Q3	Q4
	9	8	34	
VALUE OF CONSTRUCTION				
FY 23-24	\$79,906,542			
FY 24-25	Q1	Q2	Q3	Q4
	\$1,969,768	\$1,967,922	\$5,047,724	
PERMITS FEES				
FY 23-24	\$562,485			
FY 24-25	Q1	Q2	Q3	Q4
	\$22,673	\$85,639	\$90,542	
WATER CAPACITY FEES				
FY 23-24	\$415,800			
FY 24-25	Q1	Q2	Q3	Q4
	\$16,800	\$12,600	\$65,100	
SEWER CAPACITY FEES				
FY 23-24	\$767,814			
FY 24-25	Q1	Q2	Q3	Q4
	\$31,500	\$19,688	\$122,063	
INSPECTIONS				
FY 23-24	2,582			
FY 24-25	Q1	Q2	Q3	Q4
	587	227	173	

NEW COMMERCIAL (Includes Major Renovations)				
FY 23-24	6			
FY 24-25	Q1	Q2	Q3	Q4
	1	4	2	
VALUE OF CONSTRUCTION				
FY 23-24	5,084,957			
FY 24-25	Q1	Q2	Q3	Q4
	\$33,000	\$6,118,192	\$1,103,892	
PERMITS FEES				
FY 23-24	\$29,306			
FY 24-25	Q1	Q2	Q3	Q4
	\$1,001	\$69,192	\$21,027	
WATER CAPACITY FEES				
FY 23-24	\$5,170			
FY 24-25	Q1	Q2	Q3	Q4
	0	\$17,692	\$8,295	
SEWER CAPACITY FEES				
FY 23-24	\$62,130			
FY 24-25	Q1	Q2	Q3	Q4
	0	\$11,408	\$24,855	
INSPECTIONS				
FY 23-24	108			
FY 24-25	Q1	Q2	Q3	Q4
	20	31	43	

RE-INSPECTION FEES				
FY 23-24	\$14,600			
FY 24-25	Q1	Q2	Q3	Q4
	63	20	23	
	\$3,150	\$1,000	\$1,350	

OTHER PERMITS Additions, Renovations, Repairs, HVAC, Plumbing, Electrical				
FY 23-24	841			
FY 24-25	Q1	Q2	Q3	Q4
	228	160	234	

OCCUPANCY PERMITS				
FY 23-24	49			
FY 24-25	Q1	Q2	Q3	Q4
	9	14	5	

FAÇADE GRANTS				
FY 23-24	2			
FY 24-25	Q1	Q2	Q3	Q4
	0	0	0	

SIGN PERMITS				
FY 23-24	31			
FY 24-25	Q1	Q2	Q3	Q4
	12	9	4	

Q3 JANUARY 2025 – MARCH 2025



BUILDING DEPARTMENT

RESIDENTIAL DEVELOPMENT IMPACT FEES

NUMBER OF PROJECTS

FY 24-25	Q1	Q2	Q3	Q4
	9	8	32	

PARKS RECREATION IMPACT FEE

FY 24-25	Q1	Q2	Q3	Q4
	\$31,014	\$20,676	\$95,008	

FIRE PROTECTION IMPACT FEE

FY 24-25	Q1	Q2	Q3	Q4
	\$11,070	\$10,377	\$33,888	

MUNICIPAL FACILITIES IMPACT FEE

FY 24-25	Q1	Q2	Q3	Q4
	\$3,582	\$4,899	\$10,960	

TOTAL IMPACT FEES

FY 23-24	\$674,694			
FY 24-25	Q1	Q2	Q3	Q4
	\$45,666	\$35,952	\$139,856	

COMMERCIAL DEVELOPMENT IMPACT FEES

NUMBER OF PROJECTS

FY 24-25	Q1	Q2	Q3	Q4
	1	4	1	

FIRE PROTECTION IMPACT FEE

FY 24-25	Q1	Q2	Q3	Q4
	\$56	\$2,511	\$918	

MUNICIPAL FACILITIES IMPACT FEE

FY 24-25	Q1	Q2	Q3	Q4
	\$67	\$2,997	\$769	

TOTAL IMPACT FEES

FY 23-24	\$1,886			
FY 24-25	Q1	Q2	Q3	Q4
	\$123	\$5,508	\$1,687	

Impact Fees



Development Impact Fees

On October 25, 2023, Camden City Council adopted Ordinance No. 2023-027, implementing development impact fees on new construction permits within the City of Camden. Beginning October 25, 2023 the city began collecting impact fees for the following categories:

- Parks and Recreation Impact Fee
- Fire Protection Impact Fee
- Municipal Facilities Impact Fee

Q3 JANUARY 2025 – MARCH 2025



Planning Department



City of Camden

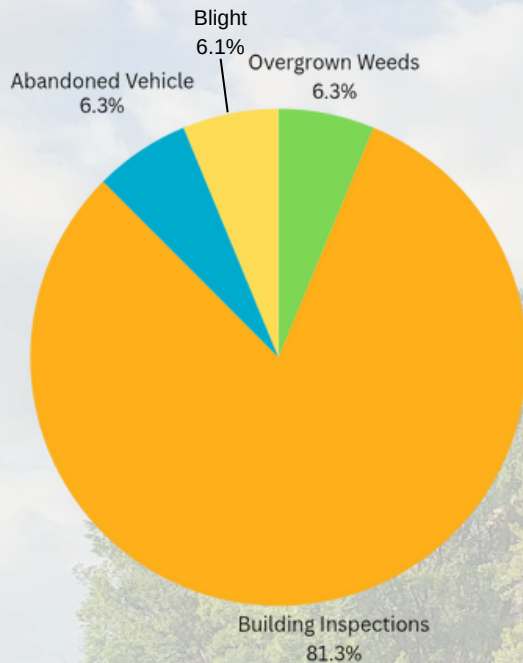
Q3 FY 2024-2025

Planning Activities

- Participated in three meetings for the Tress4SC! Technical assistance grant
- Continued work on updates to Comprehensive Plan and development ordinances related to residential development moratorium

Code Enforcement

16 Enforcement Activities



Historic Landmarks Commission

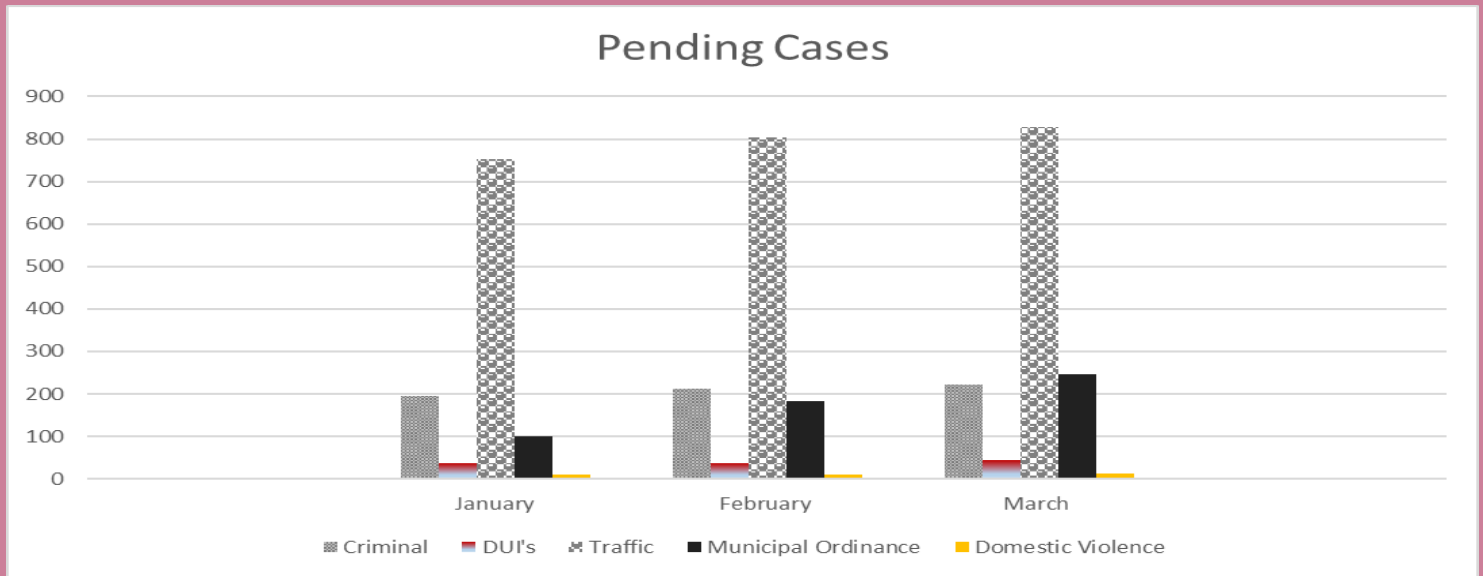
- 1 major project approved
- 3 minor projects approved

Community Development

- 7 Small Business Workshops/Meetings
- 3 Parks & Trees Commission Meetings executed, 3 Trees4SC! Workshops held, initiating amendments to Trees Ordinance and Digital Tree Canopy
- 2 City Events Executed (MLK Unity (partnership), Let's Talk About symposium
- Assisted in coordination of 19 Community Events hosted by other organizations
- 27 One-on-One Assistance meetings with Business Owners and Community Partners
- Special Projects: KC 250th Continuing Campaign, Ag + Art Tour Recruitment & Planning (in progress), Carolina Cup Hospitality (completed), Experience Camden & Cultural District brand awareness/social media (ongoing)

Camden Municipal Court

Quarter Report: January 2025 - March 2025



Cases on Dockets: 1009

Cases disposed: 723

Jury Trials Pending: 38

Preliminary Hearings : 3

Preliminary Hearings Pending: 2

Jurors

Jurors Summoned: 0

Jurors Served: 0

Payment of Jurors: 0

Jury Trial Pleas: 23

Cases Pending in Programs

Pre-Trial Intervention: 30

Alcohol Education Program: 5

Conditional Discharge: 2

Domestic Violence: 0

Non-Violator Compact (NRVC's) issued: 95


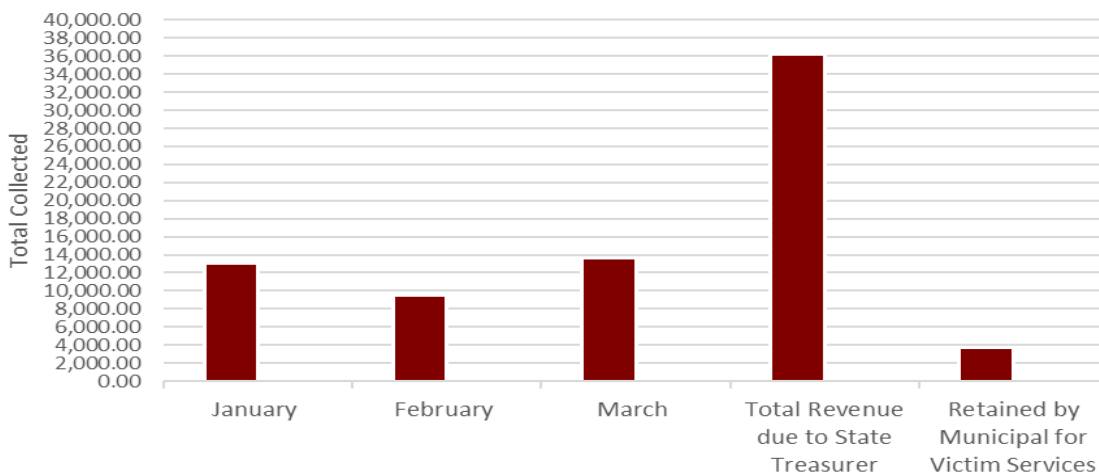
Time-payments issued: 44

Sealed Sentences/ Bench Warrants issued: 6

Dispositions transmitted to SLED: 723

Expungements transmitted to SLED: 21

Fines, Fees & Assessments



Human Resources

Q3 2025

Jan-Mar



Average
SALARY:
\$50,629

The City is utilizing
Temporary Employees in our
Sanitation Department.

Currently staffed with:

- 156 Full -time
- 19 Part-time

WE'RE HIRING!

Electric	2
Police	4
Public Works	1
Sanitation	7
Tourism	1

Total Department Availability:	15
---	-----------

WHAT'S Happening...

- Employee Health
Screening
- Employee Security
Badges
Implementation

TOTAL

Authorized:

Separations:	11
New Hires:	13
Employees:	177

CAMDEN ARCHIVES & MUSEUM

3RD QUARTER

JANUARY — MARCH 2025

Exhibits / Programs

- New exhibits: 6
- Programs: 3
- Attendees: 43

Archives Visitation


- Total visitation: 942
- States represented: 27
- Foreign countries: 3
- Tourists: 43%

Collections

- Items catalogued: 1202
- Collections rehoused for proper storage: 18

Aberdeen Visitation

- Tours conducted: 11
- Visitors: 34





REVOLUTIONARY WAR VISITOR CENTER CAMDEN, SC

EXHIBIT GUESTS

JANUARY - 764

FEBRUARY - 1,272

MARCH - 2,004

5 RWVC PROGRAMS

12 PARTNER EVENTS

11 RENTALS

1,518 GUESTS

DEMOGRAPHIC BREAKDOWN*

KERSHAW COUNTY - 11%

SOUTH CAROLINA - 41%

OTHER STATES - 48%

PROGRAMS

3 LUNCH & LEARNS

1 THURSDAY TALKS

1 SPECIAL EVENT

8 SCHOOLGROUPS


3rd Quarter 2024-25

*We have demographic information for 40% of our Exhibit Guests



TENNIS CENTER OF CAMDEN

THIRD QUARTER REPORT (January-March 2025)



Tennis Center of Camden




- Added 10 new members.
- Two “USTA Junior Team Tennis” teams(8 players per team) played the Spring season.
- Five adult USTA League teams with around 15 players per team played out of the center. Competed against more than 20 area teams.
- 18 of our junior players to competed against Palmetto Tennis Center. One day Team event with 36 players attending. TCC was victorious on the day.
- Held USTA Level 6; City of Camden Junior Tournament with 85 participants over three days from three States (SC, NC & GA).
- Weekly junior program averaged over 30 players per week.
- Adult play programs average over 50 players a week.

- Our first Winter Paddle War Ladies team went undefeated and won the area league against two Columbia teams. Currently, this team of 7 players is competing in the Spring Paddle War League.
- Open Play is steady averaging over 75 players per week. Non-open play days are seeing the most growth.
- Limited damage to tennis and pickleball facilities due to winter wind and Ice storms. A few windscreens were replaced with new ones.




Pickleball Plaza






Tourism Department 3rd Quarter 2024-2025



Monthly E-Blast
6,824 Subscribers



SCPRT Marketing

Social Media

Welcome Centers

Visitor Guide

DiscoverSouthCarolina.com

4 Statewide Billboards
3,183,568 impressions weekly

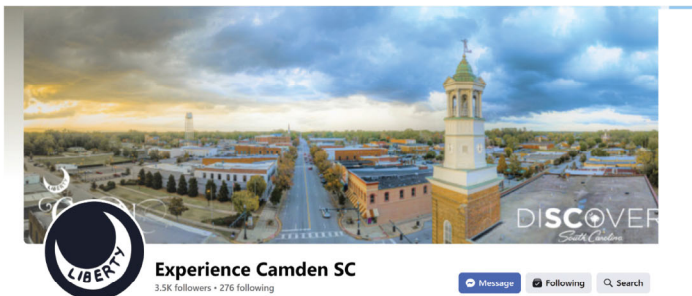


Post & Courier

Digital and Targeted Emails

Banner Ads - 166,359 Impressions and .07 CTR

Emails - 65,000 Impressions and 2.93 CTR



Experience Camden SC
3.5K followers • 276 following

Message Following Search



Highlights

experiencecamdensc

Following

Message

...

232 posts 1,097 followers 258 following

Experience Camden SC

Revolutionary. Cultured. Playful. Explore Camden, SC and create your own uniquely Camden

experience.

@ experiencecamdensc.com

Followed by camden_cannons_sc, foxdenltd, heatherrobb1003 + 49 more

Facebook

Interactions - 1,606 and Reach - 35,772

Instagram

Interactions - 619 and Reach 2,030

