

# CAMDEN POLICE DEPARTMENT

QUARTERLY REPORT:  
October—December 2023

## PATROL DIVISION

ARRESTS MADE — 154  
WARRANTS SERVED — 97  
CALLS FOR SERVICE — 3,098  
COLLISIONS — 145  
INCIDENT REPORTS — 332  
UTT'S ISSUED — 422  
WARNINGS ISSUED — 411  
ARREST WARRANTS ISSUED — 9

## SPECIAL PROPERTY CHECKS

KENDALL PARK — 35  
BOYKIN PARK — 18  
KIRKWOOD PARK — 8

## COP

SGT SMITH HAS BEEN MANAGING COP ACTIVITIES SINGLE HANDED FOR THE LAST SEVERAL MONTHS DUE TO OFFICER REASSIGNMENTS AND INJURIES. THIS DESERVES SPECIAL RECOGNITION.

## SRO's

THANKFULLY WE HAVE HAD NO SIGNIFICANT INCIDENTS AT ANY SCHOOL WITHIN OUR JURISDICTION. DURING WINTER BREAK SRO OFFICERS WORKED ON PATROL.



## HOT TOPICS

TOP COLLISION LOCATIONS:

- 1) SPRINGDALE DR AT WALMART CROSSOVER WITH 8 COLLISIONS
- 2) DEKALB ST AND FAIRLAWN DR WITH 7 COLLISIONS
- 3) BROAD ST AT CENTURY BLVD WITH 6 COLLISIONS

## ADMINISTRATION

### DIVISION

IN-HOUSE REPORTS — 25  
NEW EVIDENCE CASES — 136  
EVIDENCE CASES CLOSED — 649

## INVESTIGATIONS

CLOSED CASES — 433  
ARREST WARRANTS ISSUED — 35

## NARCOTICS

DURING THE SECOND QUARTER OF THE YEAR  
THER WERE ZERO REPORTED OVERDOSES

## FLOCK

4 LOCATED

## CODE ENFORCEMENT

THERE WERE A TOTAL OF 29 WARNINGS ISSUED  
FOR TRUCK ROUTE VIOLATION.  
34 RIGHT OF WAY SIGNS REMOVED.  
TOTAL OF 26 VEHICLES / PROPERTIES TAGGED  
WITH ISSUES TO ADDRESS.





# Camden

## Fire Report

<b>Total Calls: 558</b>	
<b>Medical Calls</b>	<b>268</b>
<b>Service Calls</b>	<b>152</b>
<b>Fire Alarms</b>	<b>42</b>
<b>Accidents</b>	<b>73</b>
<b>Fire</b>	<b>23</b>

**Home Property Saved  
1,221,710.00**

### Training

**Average Monthly Training  
Per Staff Member  
70 Hours**

### Staff Certifications

**2 Completed Fire Officer 1  
1 Completed Fire Safe SC  
7 Completed NIFRIS Class**

**Q-2 2023**

**October - December**

### FROM THE DESK OF THE CHIEF

**5 Year Strategic Plan Document completed. Automatic Mutual Aid document with KC Fire Service and Lugoff Fire completed and signed Effective February 1st 2024. Outdoor Burning Code updated and implemented.**

### Fire Prevention

<b>Inspections</b>	<b>107</b>
<b>Violations</b>	<b>41</b>
<b>Corrected at Follow up</b>	<b>36</b>
<b>Plans Reviews</b>	<b>9</b>
<b>Child Safety Seats Installed</b>	<b>27</b>
<b>Public Education Events</b>	<b>16</b>
<b>Smoke Alarms Installed</b>	<b>84</b>





# Camden Archives & Museum

2<sup>nd</sup> Quarter

October – December, 2023



## Collections

- Items donated: **228**
- Items catalogued: **447**

## Visitation

- Number of visitors: **813**
- States represented: **28**
- Foreign countries: **1**
- Tourists: **56.6%**

## Exhibits / Programs

- New exhibits: **3**
- Programs: **3**
- Attendees: **60**

## Financial

- Money taken in for book sales/consignments/photocopies: **\$735.70**





# BUILDING DEPARTMENT



NEW RESIDENTIAL NUMBER OF NEW HOUSES				
FY 22-23	128			
FY 23-24	Q1	Q2	Q3	Q4
	58	60		
VALUE OF CONSTRUCTION				
FY 22-23	\$24,461,420			
FY 23-24	Q1	Q2	Q3	Q4
	\$21,347,684	\$22,307,599		
PERMITS FEES				
FY 22-23	\$125,142			
FY 23-24	Q1	Q2	Q3	Q4
	\$143,270	\$155,253		
WATER CAPACITY FEES				
FY 22-23	\$113,600			
FY 23-24	Q1	Q2	Q3	Q4
	\$109,200	\$109,200		
SEWER CAPACITY FEES				
FY 22-23	\$171,100			
FY 23-24	Q1	Q2	Q3	Q4
	\$200,812.50	\$196,875		
INSPECTIONS				
FY 22-23	1,024			
FY 23-24	Q1	Q2	Q3	Q4
	610	649		

NEW COMMERCIAL (Includes Major Renovations )				
FY 22-23	8			
FY 23-24	Q1	Q2	Q3	Q4
	4	1		
VALUE OF CONSTRUCTION				
FY 22-23	11,073,736			
FY 23-24	Q1	Q2	Q3	Q4
	\$4,420,849	\$183,127		
PERMITS FEES				
FY 22-23	\$49,883			
FY 23-24	Q1	Q2	Q3	Q4
	\$23,154.5	\$1,190		
WATER CAPACITY FEES				
FY 22-23	\$13,200			
FY 23-24	Q1	Q2	Q3	Q4
	\$5,170	0		
SEWER CAPACITY FEES				
FY 22-23	\$57,427			
FY 23-24	Q1	Q2	Q3	Q4
	\$43,680	\$8,325		
INSPECTIONS				
FY 22-23	144			
FY 23-24	Q1	Q2	Q3	Q4
	15	35		

RE-INSPECTION FEES				
FY 22-23	\$0			
FY 23-24	Q1	Q2	Q3	Q4
	72			
	\$3,600	\$3,950		



OTHER PERMITS Additions, Renovations, Repairs, HVAC, Plumbing, Electrical				
FY 22-23	684			
FY 23-24	Q1	Q2	Q3	Q4
	202	289		

OCCUPANCY PERMITS				
FY 22-23	35			
FY 23-24	Q1	Q2	Q3	Q4
	8	16		

FAÇADE GRANTS				
FY 22-23	12			
FY 23-24	Q1	Q2	Q3	Q4
	2	0		

SIGN PERMITS				
FY 22-23	22			
FY 23-24	Q1	Q2	Q3	Q4
	8	3		



# BUILDING DEPARTMENT

RESIDENTIAL DEVELOPMENT IMPACT FEES				
NUMBER OF PROJECTS				
FY 23-24	Q1	Q2	Q3	Q4
		29		
PARKS RECREATION IMPACT FEE				
FY 23-24	Q1	Q2	Q3	Q4
		\$99,934		
FIRE PROTECTION IMPACT FEE				
FY 23-24	Q1	Q2	Q3	Q4
		\$35,670		
MUNICIPAL FACILITIES IMPACT FEE				
FY 23-24	Q1	Q2	Q3	Q4
		\$11,542		
TOTAL IMPACT FEES				
FY 23-24	Q1	Q2	Q3	Q4
		\$147,146		

COMMERCIAL DEVELOPMENT IMPACT FEES				
NUMBER OF PROJECTS				
FY 23-24	Q1	Q2	Q3	Q4
		1		
FIRE PROTECTION IMPACT FEE				
FY 23-24	Q1	Q2	Q3	Q4
		\$1,026		
MUNICIPAL FACILITIES IMPACT FEE				
FY 23-24	Q1	Q2	Q3	Q4
		\$860		
TOTAL IMPACT FEES				
FY 23-24	Q1	Q2	Q3	Q4
		\$1,886		



**Development Impact Fees**

On October 25, 2023, Camden City Council adopted Ordinance No. 2023-027, implementing development impact fees on new construction permits within the City of Camden. Beginning October 25, 2023 the city began collecting impact fees for the following categories:

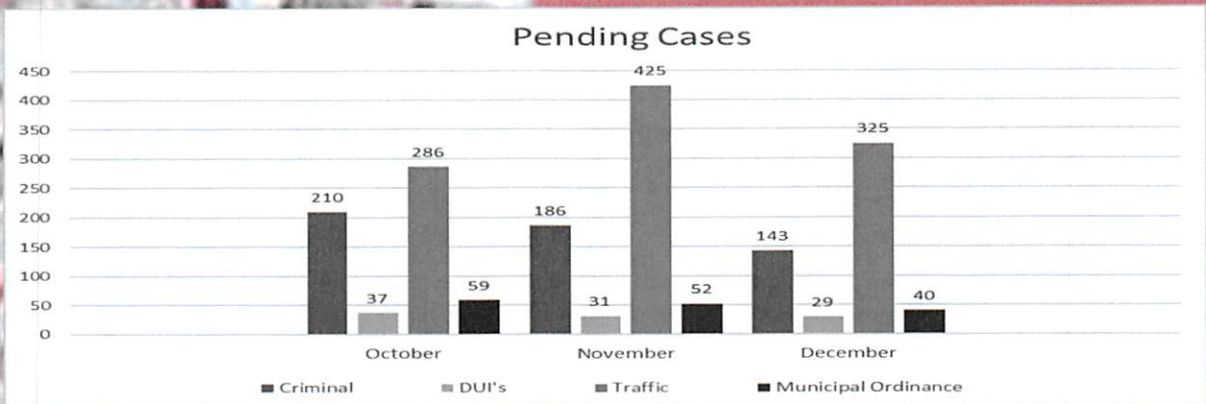
- Parks and Recreation Impact Fee
- Fire Protection Impact Fee
- Municipal Facilities Impact Fee





# Camden Municipal Court

## 2nd Quarter Report: October - December 2023


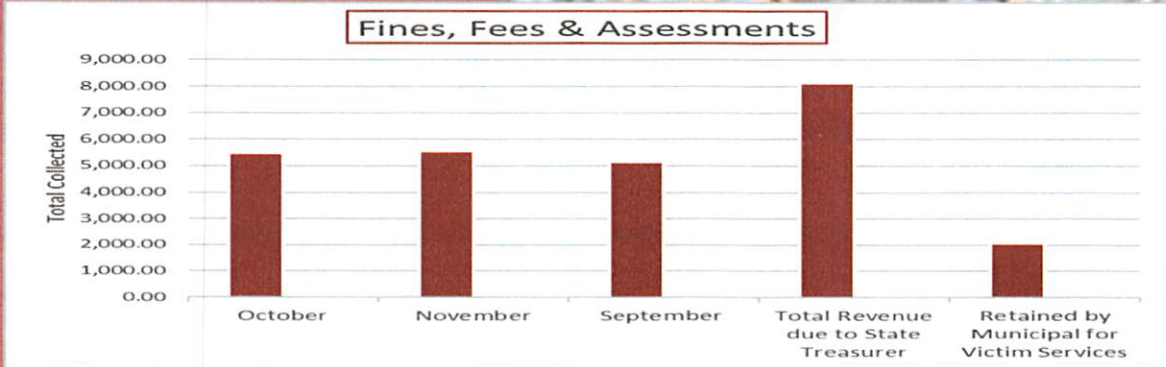


Cases on Dockets: 607  
 Cases disposed: 442  
 Jury Trials Pending: 57  
 Preliminary Hearings : 21  
 Preliminary Hearings Pending: 3 +

Jurors  
 Jurors Summoned: 120  
 Jurors Served: 28  
 Payment of Jurors: \$280.00

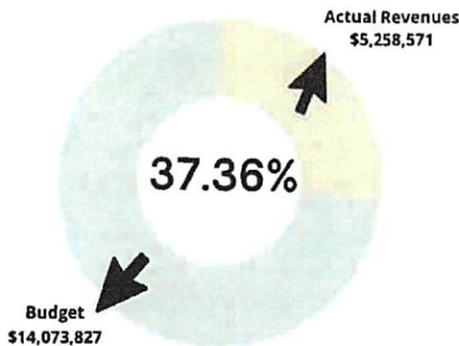
Cases Pending in Programs  
 Pre-Trial Intervention: 30  
 Alcohol Education Program: 4  
 Conditional Discharge: 4  
 Domestic Violence: 0

Non-Violator Compact (NRVC's ) issued: 34  
 Time-payments issued: 80  
 Sealed Sentences/ Bench Warrants issued: 30  
 Dispositions transmitted to SLED: 435  
 Expungements transmitted to SLED: 20


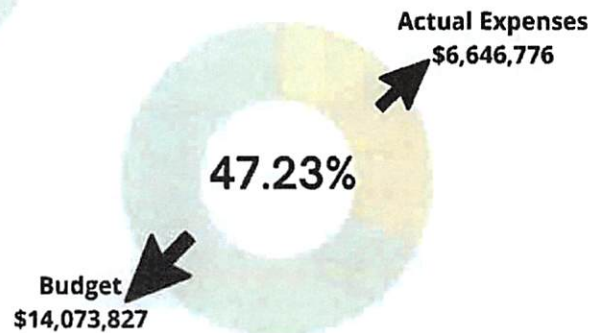




## General Fund Revenues

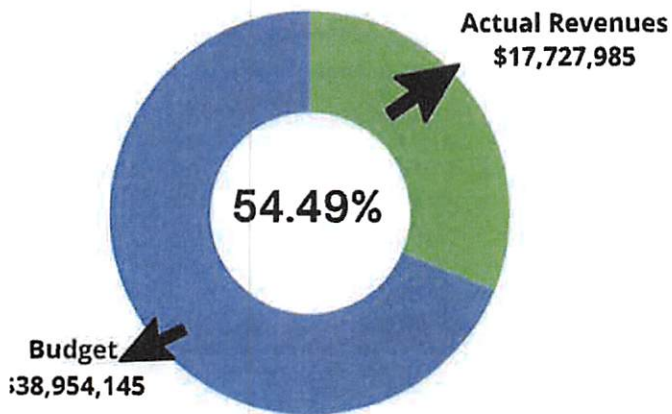


## General Fund Expenses

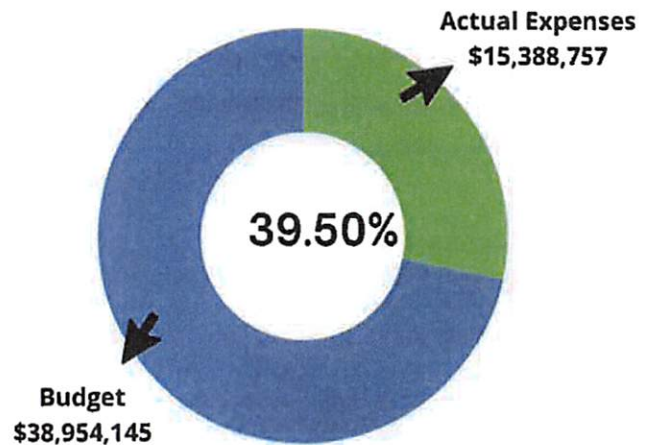


Total GF Cash & Investments  
**\$8,695,240**

## Utility Fund Revenues

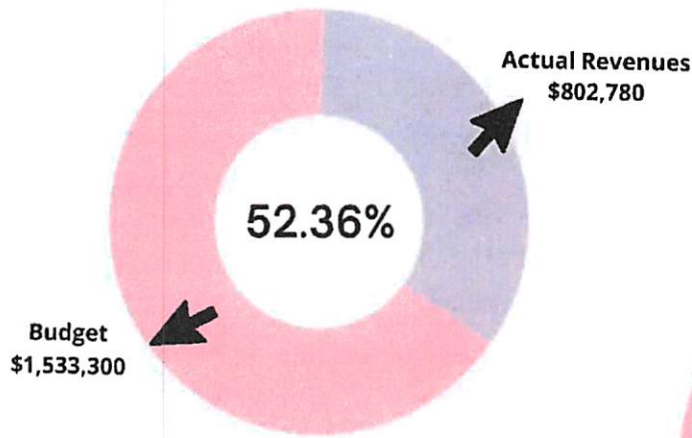


## Utility Fund Expenses

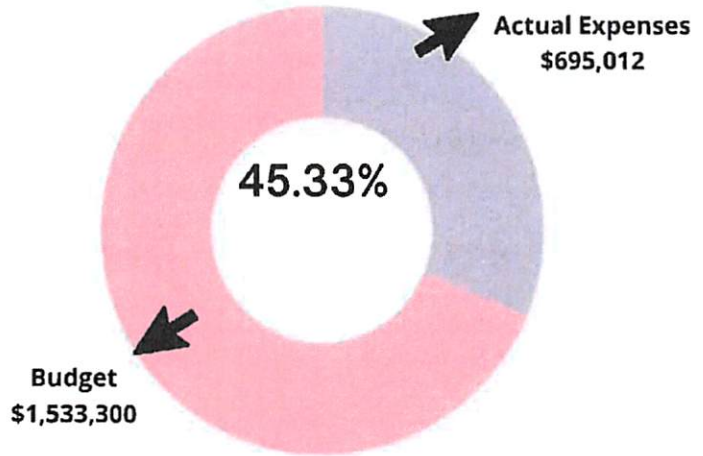


Total UF Cash & Investments  
**\$7,506,116**

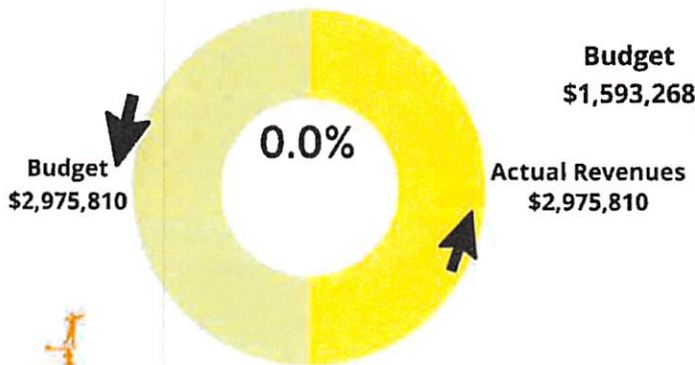
## Local Tax Fund Revenues



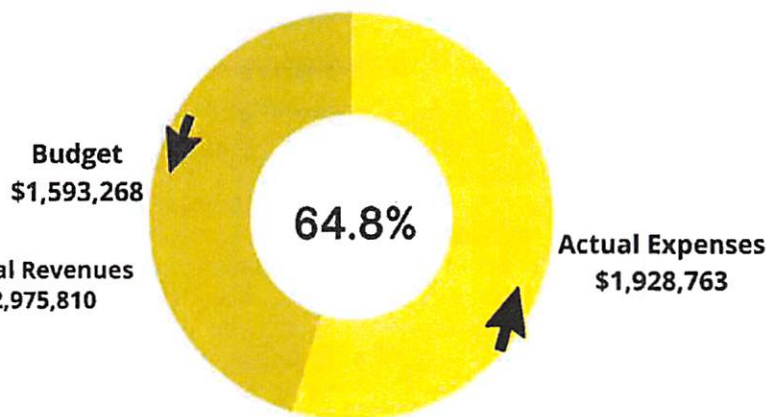
## Local Tax Fund Expenses



## Capital Improvement Fund Revenues



## Capital Improvement Fund Expenses





**CITY OF CAMDEN**  
**2ND QUARTER JULY 2023 - DECEMBER 2023**  
**Budget Comparison (Unaudited)**

**Percentage of Budget Year Completed 50% (Actual Transactions Still Pending)**

**Local Tax Fund Revenues by Major Categories**

Description	2023/2024 BUDGET	YEAR TO DATE ACTUAL	DOLLAR DIFFERENCE	PERCENTAGE TO DATE
ABL License Fee	\$ 7,500	\$ -	\$ 7,500	0.00%
A-Tax Tourism Agency	\$ 30,000	\$ -	\$ 30,000	0.00%
Local A-Tax Revenue	\$ 100,000	\$ 40,590	\$ 59,410	40.59%
Local Hospitality Tax	\$ 1,200,000	\$ 647,615	\$ 552,385	53.97%
Kershaw County Funds	\$ 35,000	\$ -	\$ 35,000	0.00%
City Arena Rental Income	\$ 10,000	\$ 10,645	\$ (645)	106.45%
Robert Mills Rental Income	\$ 7,500	\$ (5,150)	\$ 12,650	-68.67%
Visitors Center-Kershaw County	\$ 100,000	\$ 84,500	\$ 15,500	84.50%
Tennis Center	\$ 18,300	\$ 11,105	\$ 7,195	60.68%
Visitors Center Rentals	\$ 25,000	\$ 13,475	\$ 11,525	53.90%
Other Income	\$ -	\$ -	\$ -	0.00%
<b>Total Local Tax Fund Revenues:</b>	<b>\$ 1,533,300</b>	<b>\$ 802,780</b>	<b>\$ 730,520</b>	<b>52.36%</b>

**Local Tax Fund Expenditures by Division and/or Type**

Division and/or Type	2023/2024 BUDGET	YEAR TO DATE ACTUAL	DOLLAR DIFFERENCE	PERCENTAGE TO DATE
Tourism Promotion	\$ 75,000	\$ 22,848	\$ 52,152	30.46%
Website/Marketing/Advert	\$ 40,000	\$ 13,500	\$ 26,500	33.75%
Print Ads Marketing	\$ 6,000	\$ 6,153	\$ (153)	102.55%
Billboard Vinyl	\$ 9,200	\$ 3,810	\$ 5,390	41.41%
Tourism Video	\$ 2,500	\$ 217	\$ 2,283	8.68%
Price House Maint	\$ 7,500	\$ 890	\$ 6,610	11.87%
City Arena Maint	\$ 15,000	\$ 7,071	\$ 7,929	47.14%
Robert Mills Courthouse Maint	\$ 10,000	\$ 3,050	\$ 6,950	30.50%
Tourism PR Newsletter	\$ 7,600	\$ 4,604	\$ 2,996	60.58%
Carolina Cup Sponsorship	\$ 12,500	\$ 12,500	\$ -	100.00%
SC Sports Alliance	\$ 500	\$ -	\$ 500	0.00%
Dues-SC Tourism Society	\$ 800	\$ 150	\$ 650	18.75%
Tourism Meetings/SCPRT	\$ 2,500	\$ 1,013	\$ 1,487	40.52%
Tag-Destination	\$ 45,000	\$ 53,250	\$ (8,250)	118.33%
Tag-Attraction	\$ 20,000	\$ -	\$ 20,000	0.00%
Promo Items	\$ 4,500	\$ -	\$ 4,500	0.00%
Events/Sponsorships	\$ 5,000	\$ 500	\$ 4,500	10.00%
Archives Programming	\$ 5,000	\$ 776	\$ 4,224	15.52%
Downtown Events	\$ 30,000	\$ 22,405	\$ 7,595	74.68%
Shop Local Campaign	\$ 2,000	\$ 1,000	\$ 1,000	50.00%
Contingency	\$ 92,448	\$ -	\$ 92,448	0.00%
Downtown Marketing	\$ 35,000	\$ 21,609	\$ 13,391	61.74%
TODS Signage	\$ 400	\$ -	\$ 400	0.00%
Aberdeen	\$ 30,000	\$ 2,326	\$ 27,674	7.75%
2015 Bond Debt Service	\$ 295,000	\$ 147,017	\$ 147,983	49.84%
2017 Bond Debt Service	\$ 150,000	\$ 74,247	\$ 75,753	49.50%
Visitors Center Expense	\$ 398,374	\$ 175,895	\$ 222,479	44.15%
Tennis Center Expenses	\$ 231,478	\$ 120,181	\$ 111,297	51.92%
<b>Total Local Tax Fund Expenses:</b>	<b>\$ 1,533,300</b>	<b>\$ 695,012</b>	<b>\$ 838,288</b>	<b>45.33%</b>



**CITY OF CAMDEN**  
**2ND QUARTER JULY 2023 - DECEMBER 2023**  
**Budget Comparison (Unaudited)**

**Percentage of Budget Year Completed 50% (Actual Transactions Still Pending)**

**Utility Fund Revenues by Major Categories**

Description	2023/2024 BUDGET	YEAR TO DATE ACTUAL	DOLLAR DIFFERENCE	PERCENTAGE TO DATE
Electric Division	\$ 30,032,069	\$ 15,448,338	\$ 14,583,731	51.44%
Water Division	\$ 5,526,076	\$ 2,589,819	\$ 2,936,257	46.87%
Sewer Division	\$ 3,316,500	\$ 2,560,950	\$ 755,550	77.22%
Other Income	\$ 79,500	\$ 127,053	\$ (47,553)	159.81%
Grant Income	\$ -	\$ 500,000	\$ (500,000)	0.00%
<b>Total Utility Fund Revenues:</b>	<b>\$ 38,954,145</b>	<b>\$ 21,226,160</b>	<b>\$ 17,727,985</b>	<b>54.49%</b>

**Utility Fund Expenditures by Division and/or Type**

Division and/or Type	2023/2024 BUDGET	YEAR TO DATE ACTUAL	DOLLAR DIFFERENCE	PERCENTAGE TO DATE
<b>Utility Administration</b>				
Labor	\$ 703,298	\$ 135,305	\$ 567,993	19.24%
Operating	\$ 106,800	\$ 85,606	\$ 21,194	80.16%
Capital - Purchases	\$ 21,656	\$ -	\$ 21,656	0.00%
	<b>\$ 831,754</b>	<b>\$ 220,911</b>	<b>\$ 610,843</b>	<b>26.56%</b>
<b>Non-Departmental</b>				
Retiree Insurance	\$ 84,990	\$ 78,988	\$ 6,002	92.94%
Operating Expense	\$ 511,000	\$ 73,187	\$ 437,813	14.32%
Insurance	\$ 200,000	\$ -	\$ 200,000	0.00%
Economic Incentives	\$ 350,000	\$ 20,000	\$ 330,000	5.71%
Other Operating	\$ -	\$ 6,971	\$ (6,971)	0.00%
Utility Transfer	\$ 2,266,000	\$ 1,133,000	\$ 1,133,000	50.00%
	<b>\$ 3,411,990</b>	<b>\$ 1,312,146</b>	<b>\$ 2,099,844</b>	<b>38.46%</b>
<b>Debt Service</b>	<b>\$ 7,012,346</b>	<b>\$ 3,221,299</b>	<b>\$ 3,791,047</b>	<b>45.94%</b>



<b><u>Electric Division</u></b>				
Labor	\$ 1,048,136	\$ 463,185	\$ 584,951	44.19%
Purchase Power	\$ 17,200,000	\$ 6,137,208	\$ 11,062,792	35.68%
Operating	\$ 1,280,980	\$ 513,119	\$ 767,861	40.06%
Capital - Projects	\$ 2,070,400	\$ 660,768	\$ 1,409,632	31.91%
	<b>\$ 21,599,516</b>	<b>\$ 7,774,280</b>	<b>\$ 13,825,236</b>	<b>35.99%</b>
<b><u>Water Plant</u></b>				
Labor	\$ 794,322	\$ 408,473	\$ 61,364	51.42%
Operating	\$ 818,150	\$ 369,566	\$ 448,584	45.17%
Capital - Maintenance	\$ 106,442	\$ -	\$ 106,442	0.00%
	<b>\$ 1,718,914</b>	<b>\$ 778,039</b>	<b>\$ 616,390</b>	<b>45.26%</b>
<b><u>Water Lines</u></b>				
Labor	\$ 479,888	\$ 164,759	\$ 315,129	34.33%
Operating	\$ 188,085	\$ 70,773	\$ 117,312	37.63%
Capital - Maintenance	\$ 1,065,000	\$ 670,779	\$ 394,221	62.98%
	<b>\$ 1,732,973</b>	<b>\$ 906,311</b>	<b>\$ 826,662</b>	<b>52.30%</b>
<b><u>Sewer Plant</u></b>				
Labor	\$ 556,462	\$ 294,065	\$ 262,397	52.85%
Operating	\$ 599,000	\$ 104,783	\$ 494,217	17.49%
	<b>\$ 1,155,462</b>	<b>\$ 398,848</b>	<b>\$ 756,614</b>	<b>34.52%</b>
<b><u>Sewer Lines</u></b>				
Labor	\$ 351,542	\$ 141,073	\$ 210,469	40.13%
Operating	\$ 188,570	\$ 50,140	\$ 138,430	26.59%
Capital - Maintenance	\$ 805,600	\$ 520,741	\$ 284,859	64.64%
	<b>\$ 1,345,712</b>	<b>\$ 711,954</b>	<b>\$ 633,758</b>	<b>52.91%</b>
<b><u>Meter Reading</u></b>				
Labor	\$ 105,478	\$ 51,239	\$ 54,239	48.58%
Operating	\$ 40,000	\$ 13,730	\$ 26,270	34.33%
	<b>\$ 145,478</b>	<b>\$ 64,969</b>	<b>\$ 210,447</b>	<b>44.66%</b>
<b>Total Utility Fund Expenses:</b>	<b>\$ 38,954,145</b>	<b>\$ 15,388,757</b>	<b>\$ 23,565,388</b>	<b>39.50%</b>





**Average Salary**  
**\$46,331.76**

**Human Resources**  
**Q2 2024**  
**Oct-Dec**

**Departmental Vacancies**


- **Tourism 1**
- **Electric 2**
- **Finance 1**
- **Police 4**
- **Public Works 3**

- **Streets 2**
  - **Sanitation 9**
  - **Water Lines 2**
- Total Vacancies 24**

The City is utilizing Temporary Employees at Archives & Museum, Finance, Streets and Sanitation Departments.  
Currently staffed with 130 Full time and 21 Part time Employees.

**Total Authorized Employees 184**  
**New Hires 7**  
**Separations 6**

**What's Happening...**  
**W2s**  
**Annual Compensation Brochures**





# Main Street Program

## 2nd Quarter Report - Oct-Dec 2023

### Downtown Events

MAD Festival (w/Arts Center)  
Boo Fest  
Blankets & Bands Concerts  
Mt. Moriah 5K  
Plaid Friday/Small Business  
Saturday  
Tree Lighting  
Christmas Parade  
Total Participants: 4,300

### Park Events & Rentals


Carolinias WSO Championship  
CMC Oysters & BBQ  
Horse & Hound Expo  
Bicycle Expo  
Concert Band Performance  
UW Chili Cook Off  
Battle of Camden BBQ Festival  
Wateree Classic Polo Match  
AKA Christmas Event  
Rusty Davis Birthday Concert

### Small Business Support

10 One-on-One Meetings with  
Business Owners  
  
1 Merchants Meeting

### Placemaking

Additional Landscaping on  
Rutledge St.  
  
Boykin Spaniel Christmas  
Scarves





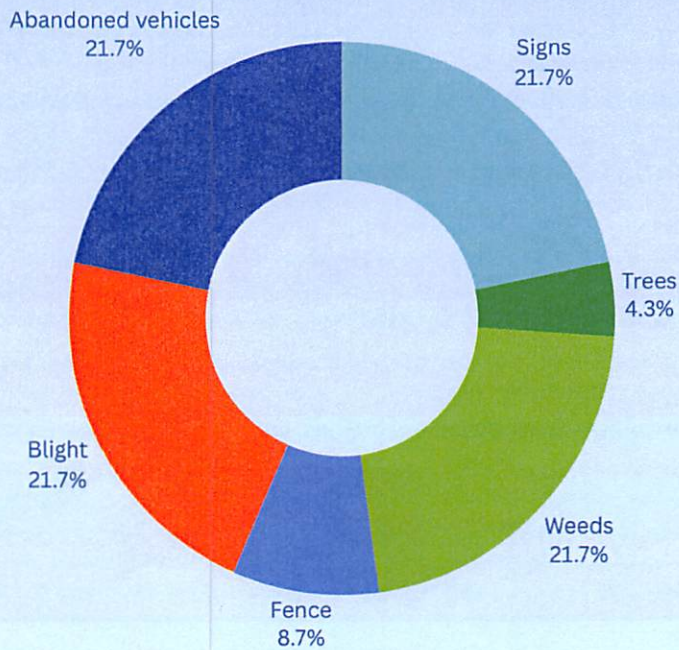


# Planning Department

City of Camden

## Code Enforcement

17 cases reported



## Planning Activities

- Planning Commission completed review of Comprehensive Plan and Development Impact Fee Study
- Began updates to requirements for design standards, sidewalks and utilities

## Historic Landmarks Commission

- 1 COA approved by Commission
- 3 COAs approved by staff

# **PUBLIC UTILITIES**

## **Sanitation**

- **1570 tons of commercial garbage hauled to landfill**
- **536 tons of yard trash hauled to landfill**
- **709 tons of residential garbage hauled to landfill**
- **70 tons of recycling material hauled to Sonoco recycling facility**
- **Over 7,800 residents served weekly**



# PUBLIC UTILITIES



## Water/Sewer Lines

- Completed sewer line replacement on Fair Street
- Completed the installation of new water services on Fair Street
- Changed out 50 + water meters
- Repaired 9 water main breaks
- Responded to 150 + service calls
- 750 + utility locates completed

## Water Treatment Plant

- Produced 180,100,000 gallons of finished water
- Ran 6 contractor samples, 9 UCMR samples, 72 distribution system samples
- Identified 761 service lines
- Installed LED lighting on sedimentation basins

## Wastewater Treatment Plant

- Treated 159,401,000 gallons of water
- Land applied 2.7 million gallons of bio-solids to farm land
- Facility was chosen statewide to host 39 + SCDHEC inspectors for their internal inspector training session



2nd Quarter 2023-2024

# PUBLIC UTILITIES

## Electric

93 trees removed

100+ security lights repaired

1000+ utility locates

4 broken poles replaced

Completed primary wire and transformer installs in Friendship Hill Farms, Carriagebrook, Meadow Springs, and South Haven subdivisions. Installed 10,000' of 2" conduit, 8,000' of 1/0 primary underground wire, and 2,000' of 4/0 secondary wire.

Replaced 22 street lights in the Kirkover Hills subdivision.

Re-attached primary to poles at the bridge replacement on Hwy 521 South.

10 primary/secondary undergrounds repaired

Installed 15 security with poles

5+ miles of primary electric lines pruned







REVOLUTIONARY WAR  
VISITOR CENTER  
CAMDEN, SC

EXHIBIT GUESTS

OCTOBER - 2160

NOVEMBER - 1739

DECEMBER - 1243

4 RWVC PROGRAMS

16 PARTNER EVENTS

18 RENTALS

1598 GUESTS

DEMOGRAPHIC  
BREAKDOWN\*

KERSHAW COUNTY - 21%

SOUTH CAROLINA - 44%

OTHER STATES - 35%

PROGRAMS

1 THURSDAY TALKS

1 STORYTIME

2 SPECIAL EVENT

16 SCHOOLGROUPS

2nd Quarter 2023-24

\*We have demographic information for 46% of our visitors





# TENNIS CENTER OF CAMDEN

## SECOND QUARTERLY REPORT (January 2024)



Tennis Center of Camden




- Added 8 new members.
- Two “USTA Junior Team Tennis” teams played the Fall season.
- Hosted the Coker Challenge Tournament with over 60 participants from Coker University, Johnson C. Smith, USC Sumter and Columbia College. Great Event!
- Held USTA Level 6; Books on Broad Junior Tournament with over 60 participants.
- Held USTA Level 6; City of Camden Adult Hardcourt Classic with over 40 participants.
- Holiday Tennis Mixer for members was held December 9th for over 30 participants.
- Finalizing 2024 Calendar of Events and Programs

- Ended our first DUPR Mixed doubles League with a playoff bracket tournament with medals for the top three teams. Currently taking sign up for the Spring men’s and ladies’ DUPR Leagues.
- Hosted the A2M Camden Open Pickle Ball Tournament with 118 participants playing all levels and age groups.
- Continue to add players from our beginner clinics and lessons.
- Finalizing 2024 Calendar of Events and Programs.




Pickleball Plaza







# Tourism Department 2nd Quarter 2023-2024




Monthly E-Blast  
6,343 Subscribers

## Print Advertisements

SC Living  
SC Living E-Blast

620,000 circulation



6 Statewide Billboards  
12,880,194 impressions

Facilitated Two Video Series  
*Travels with Darley* - Airing on PBS in 2024  
*Lost In Series...* - Aired on November 20 on Destination America



Facebook  
Reach - 344.3K & Engagement 2.2K



experiencecamdensc Following Message ...

232 posts 1,097 followers 258 following

Experience Camden SC

Revolutionary. Cultured. Playful. Explore Camden, SC and create your own uniquely Camden experience.

experiencecamdensc.com

Followed by camden.camden.sc, lavenderid, hetherwick1001, and 49 others



Highlights

Instagram  
Reach - 37.2K & Engagement 584

