

**CITY OF CAMDEN**  
**1ST QUARTER JULY 2023 - SEPTEMBER 202**  
**Budget Comparison (Unaudited)**

**Percentage of Budget Year Completed 25% (Actual Transactions Still Pending)**

**General Fund Revenues by Major Categories**

Description	2023/2024 BUDGET	YEAR TO DATE ACTUAL	DOLLAR DIFFERENCE	PERCENTAGE TO DATE
Property Taxes	\$ 4,529,558	\$ 641,019	\$ 3,888,539	14.15%
Net Fines	\$ 51,500	\$ 7,484	\$ 44,016	14.53%
Fire Service	\$ 721,670	\$ 185,213	\$ 536,457	25.66%
Sanitation Service	\$ 1,608,592	\$ 416,547	\$ 1,192,045	25.90%
Business License	\$ 2,450,000	\$ 237,110	\$ 2,212,890	9.68%
Permits	\$ 146,500	\$ 200,870	\$ (54,370)	137.11%
Franchise Fees	\$ 252,300	\$ -	\$ 252,300	0.00%
Fund Transfer	\$ 2,266,000	\$ 566,500	\$ 1,699,500	25.00%
Sale of Property	\$ 700,000	\$ -	\$ 700,000	0.00%
Inter-Governmental	\$ 615,000	\$ 32,720	\$ 582,280	5.32%
Mobile Tower Rental	\$ 195,000	\$ -	\$ 195,000	0.00%
Other Income	\$ 537,707	\$ 19,458	\$ 518,249	3.62%
<b>Total General Fund Revenues:</b>	<b>\$ 14,073,827</b>	<b>\$ 2,306,921</b>	<b>\$ 11,766,906</b>	<b>16.39%</b>

**General Fund Expenditures by Division and/or Type**

Division and/or Type	2023/2024 BUDGET	YEAR TO DATE ACTUAL	DOLLAR DIFFERENCE	PERCENTAGE TO DATE
Legislative	\$ 217,895	\$ 51,367	\$ 166,528	23.57%
Court	\$ 272,034	\$ 70,156	\$ 201,878	25.79%
Legal	\$ 40,000	\$ 9,887	\$ 30,113	24.72%
Elections	\$ -	\$ -	\$ -	0.00%
Community Promotions	\$ 117,000	\$ 28,000	\$ 89,000	23.93%
Administrative	\$ 394,706	\$ 113,164	\$ 281,542	28.67%
Finance	\$ 1,112,806	\$ 525,709	\$ 587,097	47.24%
Building Code Enforcement	\$ 170,500	\$ 80,522	\$ 89,978	47.23%
Planning	\$ 243,594	\$ 36,221	\$ 207,373	14.87%
Downtown Redevelopment	\$ 155,483	\$ 26,084	\$ 129,399	16.78%
Police	\$ 3,683,178	\$ 1,282,833	\$ 2,400,345	34.83%
Human Resources	\$ 165,380	\$ 5,454	\$ 159,926	3.30%
Fire Service	\$ 2,310,480	\$ 557,091	\$ 1,753,389	24.11%
Public Works/Facility Maint	\$ 31,845	\$ 1,014	\$ 30,831	3.18%
Streets	\$ 515,178	\$ 73,679	\$ 441,499	14.30%
Sanitation	\$ 1,539,343	\$ 331,674	\$ 1,207,669	21.55%
Parks	\$ 1,002,708	\$ 232,441	\$ 770,267	23.18%
Garage	\$ 163,811	\$ 94,839	\$ 68,972	57.90%
Archives	\$ 338,934	\$ 49,841	\$ 289,093	14.71%
Non-Departmental	\$ 1,598,952	\$ 186,866	\$ 1,412,086	11.69%
<b>Total General Fund Expenses:</b>	<b>\$ 14,073,827</b>	<b>\$ 3,756,842</b>	<b>\$ 10,316,985</b>	<b>26.69%</b>

**CITY OF CAMDEN**  
**1ST QUARTER JULY 2023 - SEPTEMBER 2023**  
**Budget Comparison (Unaudited)**

**Percentage of Budget Year Completed 25% (Actual Transactions Still Pending)**

**Utility Fund Revenues by Major Categories**

Description	2023/2024 BUDGET	YEAR TO DATE ACTUAL	DOLLAR DIFFERENCE	PERCENTAGE TO DATE
Electric Division	\$ 30,032,069	\$ 7,986,709	\$ 22,045,360	26.59%
Water Division	\$ 5,526,076	\$ 1,323,624	\$ 4,202,452	23.95%
Sewer Division	\$ 3,316,500	\$ 1,241,463	\$ 2,075,037	37.43%
Other Income	\$ 79,500	\$ 67,891	\$ 11,609	85.40%
Grant Income	\$ -	\$ 437,387	\$ (437,387)	0.00%
<b>Total Utility Fund Revenues:</b>	<b>\$ 38,954,145</b>	<b>\$ 11,057,074</b>	<b>\$ 27,897,071</b>	<b>28.38%</b>

**Utility Fund Expenditures by Division and/or Type**

Division and/or Type	2023/2024 BUDGET	YEAR TO DATE ACTUAL	DOLLAR DIFFERENCE	PERCENTAGE TO DATE
<b>Utility Administration</b>				
Labor	\$ 703,298	\$ 67,535	\$ 635,763	9.60%
Operating	\$ 106,800	\$ 59,269	\$ 47,531	55.50%
Capital - Purchases	\$ 21,656	\$ -	\$ 21,656	0.00%
	<b>\$ 831,754</b>	<b>\$ 126,804</b>	<b>\$ 704,950</b>	<b>15.25%</b>
<b>Non-Departmental</b>				
Retiree Insurance	\$ 84,990	\$ 34,246	\$ 50,744	40.29%
Operating Expense	\$ 511,000	\$ 32,363	\$ 478,637	6.33%
Insurance	\$ 200,000	\$ -	\$ 200,000	0.00%
Economic Incentives	\$ 350,000	\$ 20,000	\$ 330,000	5.71%
Other Operating	\$ -	\$ 6,781	\$ (6,781)	0.00%
Utility Transfer	\$ 2,266,000	\$ 566,500	\$ 1,699,500	25.00%
	<b>\$ 3,411,990</b>	<b>\$ 659,890</b>	<b>\$ 2,752,100</b>	<b>19.34%</b>
<b>Debt Service</b>	<b>\$ 7,012,346</b>	<b>\$ 1,609,586</b>	<b>\$ 5,402,760</b>	<b>22.95%</b>

<b><u>Electric Division</u></b>				
Labor	\$ 1,048,136	\$ 251,402	\$ 796,734	23.99%
Purchase Power	\$ 17,200,000	\$ 3,459,482	\$ 13,740,518	20.11%
Operating	\$ 1,280,980	\$ 220,307	\$ 1,060,673	17.20%
Capital - Projects	\$ 2,070,400	\$ 132,843	\$ 1,937,557	6.42%
	<b>\$ 21,599,516</b>	<b>\$ 4,064,034</b>	<b>\$ 17,535,482</b>	<b>18.82%</b>
<b><u>Water Plant</u></b>				
Labor	\$ 794,322	\$ 212,541	\$ 61,364	26.76%
Operating	\$ 818,150	\$ 199,655	\$ 618,495	24.40%
Capital - Maintenance	\$ 106,442	\$ -	\$ 106,442	0.00%
	<b>\$ 1,718,914</b>	<b>\$ 412,196</b>	<b>\$ 786,301</b>	<b>23.98%</b>
<b><u>Water Lines</u></b>				
Labor	\$ 479,888	\$ 89,774	\$ 390,114	18.71%
Operating	\$ 188,085	\$ 40,619	\$ 147,466	21.60%
Capital - Maintenance	\$ 1,065,000	\$ 233,714	\$ 831,286	21.94%
	<b>\$ 1,732,973</b>	<b>\$ 364,107</b>	<b>\$ 1,368,866</b>	<b>21.01%</b>
<b><u>Sewer Plant</u></b>				
Labor	\$ 556,462	\$ 157,087	\$ 399,375	28.23%
Operating	\$ 599,000	\$ 58,956	\$ 540,044	9.84%
	<b>\$ 1,155,462</b>	<b>\$ 216,043</b>	<b>\$ 939,419</b>	<b>18.70%</b>
<b><u>Sewer Lines</u></b>				
Labor	\$ 351,542	\$ 73,508	\$ 278,034	20.91%
Operating	\$ 188,570	\$ 37,249	\$ 151,321	19.75%
Capital - Maintenance	\$ 805,600	\$ 276,268	\$ 529,332	34.29%
	<b>\$ 1,345,712</b>	<b>\$ 387,025</b>	<b>\$ 958,687</b>	<b>28.76%</b>
<b><u>Meter Reading</u></b>				
Labor	\$ 105,478	\$ 27,352	\$ 78,126	25.93%
Operating	\$ 40,000	\$ 8,847	\$ 31,153	22.12%
	<b>\$ 145,478</b>	<b>\$ 36,199</b>	<b>\$ 181,677</b>	<b>24.88%</b>
<b>Total Utility Fund Expenses:</b>	<b>\$ 38,954,145</b>	<b>\$ 7,875,884</b>	<b>\$ 31,078,261</b>	<b>20.22%</b>

**CITY OF CAMDEN**  
**1ST QUARTER JULY 2023 - SEPTEMBER 2023**  
**Budget Comparison (Unaudited)**

**Percentage of Budget Year Completed 25% (Actual Transactions Still Pending)**

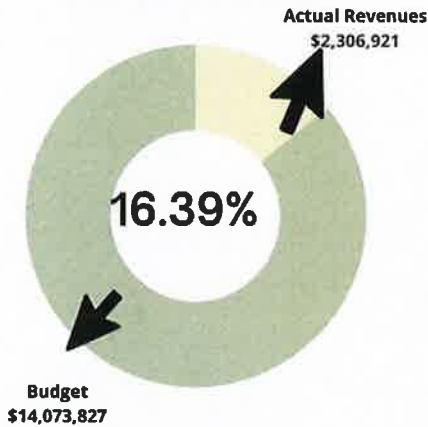
**Local Tax Fund Revenues by Major Categories**

Description	2023/2024 BUDGET	YEAR TO DATE ACTUAL	DOLLAR DIFFERENCE	PERCENTAGE TO DATE
ABL License Fee	\$ 7,500	\$ -	\$ 7,500	0.00%
A-Tax Tourism Agency	\$ 30,000	\$ -	\$ 30,000	0.00%
Local A-Tax Revenue	\$ 100,000	\$ 9,899	\$ 90,101	9.90%
Local Hospitality Tax	\$ 1,200,000	\$ 328,435	\$ 871,565	27.37%
Kershaw County Funds	\$ 35,000	\$ -	\$ 35,000	0.00%
City Arena Rental Income	\$ 10,000	\$ 2,850	\$ 7,150	28.50%
Robert Mills Rental Income	\$ 7,500	\$ -	\$ 7,500	0.00%
Visitors Center-Kershaw County	\$ 100,000	\$ 59,499	\$ 40,501	59.50%
Tennis Center	\$ 18,300	\$ 4,288	\$ 14,012	23.43%
Visitors Center Rentals	\$ 25,000	\$ 4,912	\$ 20,088	19.65%
Other Income	\$ -	\$ -	\$ -	0.00%
<b>Total Local Tax Fund Revenues:</b>	<b>\$ 1,533,300</b>	<b>\$ 409,883</b>	<b>\$ 1,123,417</b>	<b>26.73%</b>

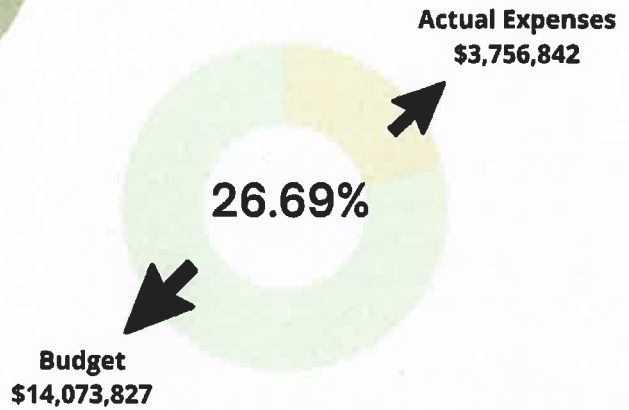
**Local Tax Fund Expenditures by Division and/or Type**

Division and/or Type	2023/2024 BUDGET	YEAR TO DATE ACTUAL	DOLLAR DIFFERENCE	PERCENTAGE TO DATE
Tourism Promotion	\$ 75,000	\$ 18,324	\$ 56,676	24.43%
Website/Marketing/Advert	\$ 40,000	\$ 2,604	\$ 37,396	6.51%
Print Ads Marketing	\$ 6,000	\$ 2,450	\$ 3,550	40.83%
Billboard Vinyl	\$ 9,200	\$ -	\$ 9,200	0.00%
Tourism Video	\$ 2,500	\$ -	\$ 2,500	0.00%
Price House Maint	\$ 7,500	\$ 204	\$ 7,296	2.72%
City Arena Maint	\$ 15,000	\$ 5,164	\$ 9,836	34.43%
Robert Mills Courthouse Maint	\$ 10,000	\$ 466	\$ 9,534	4.66%
Tourism PR Newsletter	\$ 7,600	\$ 1,937	\$ 5,663	25.49%
Carolina Cup Sponsorship	\$ 12,500	\$ -	\$ 12,500	0.00%
SC Sports Alliance	\$ 500	\$ -	\$ 500	0.00%
Dues-SC Tourism Society	\$ 800	\$ 150	\$ 650	18.75%
Tourism Meetings/SCPRT	\$ 2,500	\$ 47	\$ 2,453	1.88%
Tag-Destination	\$ 45,000	\$ 42,054	\$ 2,946	93.45%
Tag-Attraction	\$ 20,000	\$ -	\$ 20,000	0.00%
Promo Items	\$ 4,500	\$ -	\$ 4,500	0.00%
Events/Sponsorships	\$ 5,000	\$ 500	\$ 4,500	10.00%
Archives Programming	\$ 5,000	\$ 50	\$ 4,950	1.00%
Downtown Events	\$ 30,000	\$ 8,800	\$ 21,200	29.33%
Shop Local Campaign	\$ 2,000	\$ -	\$ 2,000	0.00%
Contingency	\$ 92,448	\$ -	\$ 92,448	0.00%
Downtown Marketing	\$ 35,000	\$ 16,558	\$ 18,442	47.31%
TODS Signage	\$ 400	\$ -	\$ 400	0.00%
Aberdeen	\$ 30,000	\$ 298	\$ 29,702	0.99%
2015 Bond Debt Service	\$ 295,000	\$ 73,485	\$ 221,515	24.91%
2017 Bond Debt Service	\$ 150,000	\$ 37,133	\$ 112,867	24.76%
Visitors Center Expense	\$ 398,374	\$ 91,288	\$ 307,086	22.92%
Tennis Center Expenses	\$ 231,478	\$ 41,822	\$ 189,656	18.07%
<b>Total Local Tax Fund Expenses:</b>	<b>\$ 1,533,300</b>	<b>\$ 343,334</b>	<b>\$ 1,189,966</b>	<b>22.39%</b>

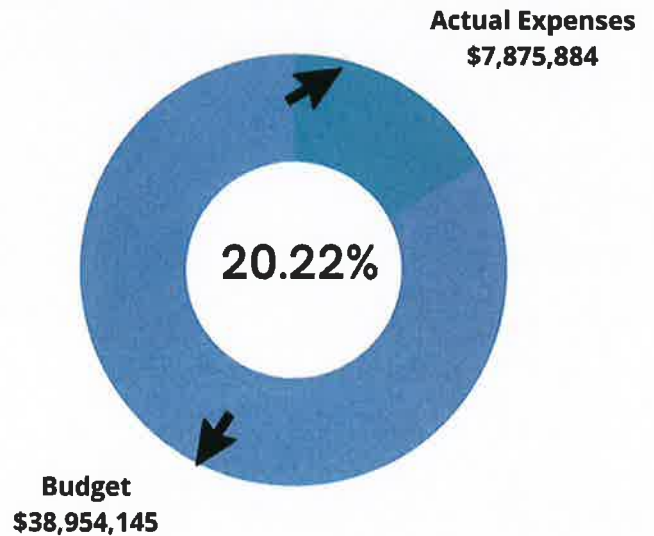
## General Fund Revenues



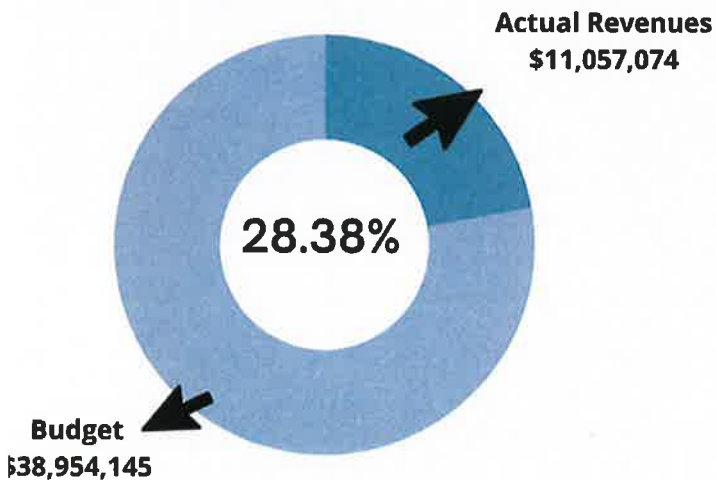
## General Fund Expenses



## Utility Fund Expenses



## Utility Fund Revenues

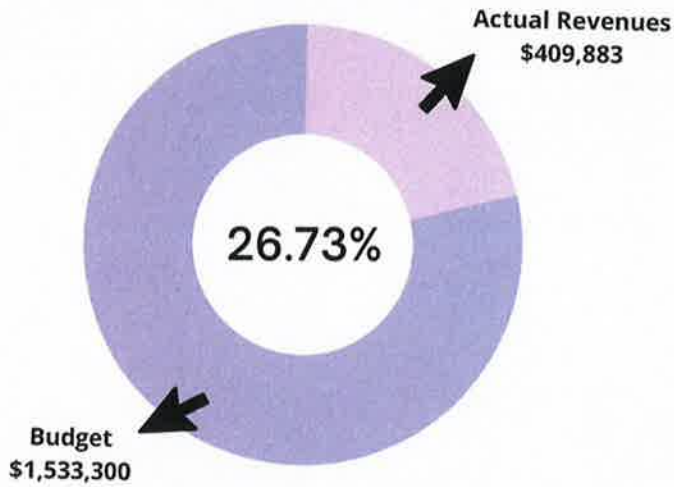


Total UF Cash &  
 Investments  
**\$6,357,617**

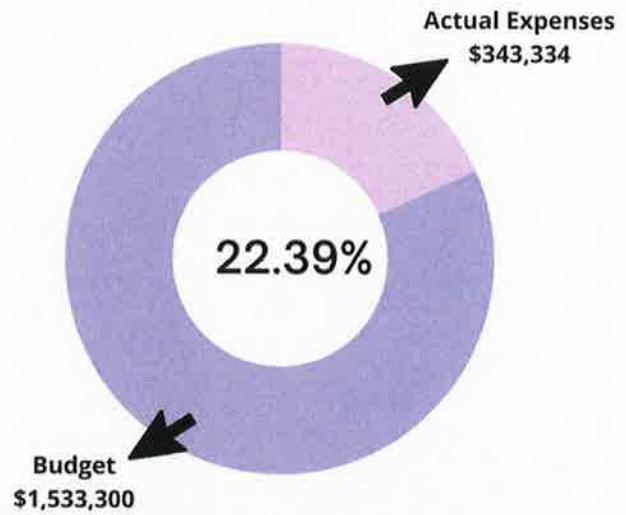


Total GF Cash &  
 Investments  
**\$7,439,670**

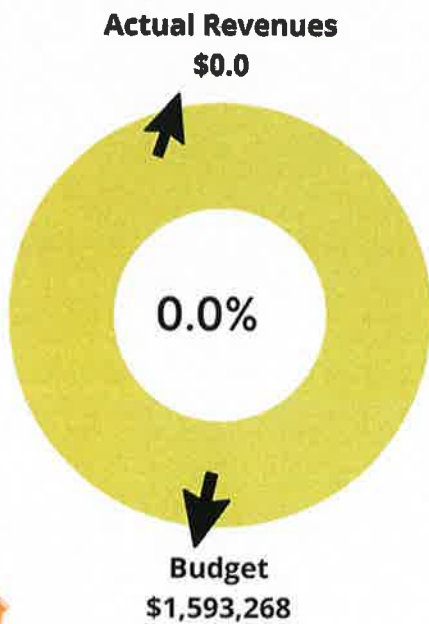
## Local Tax Fund Revenues



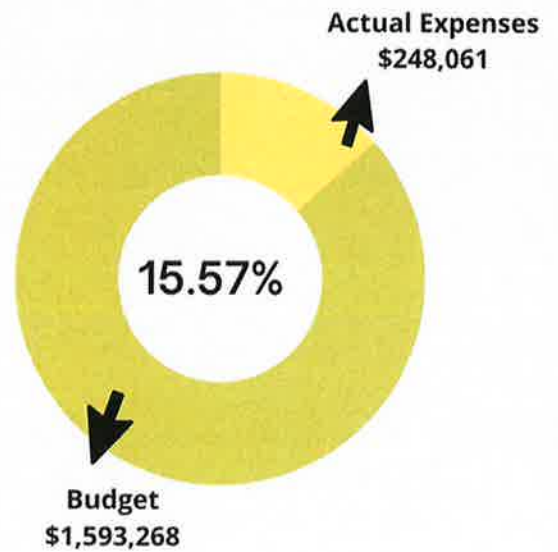
## Local Tax Fund Expenses



## Capital Improvement Fund Revenues



## Capital Improvement Fund Expenses



# Camden Archives & Museum

1<sup>st</sup> Quarter

July – September, 2023



## Collections

- Items donated: **836**
- Items catalogued: **317**

## Visitation

- Number of visitors: **812**
- States represented: **32**
- Foreign countries: **3**
- Tourists: **42.9 %**

## Exhibits / Programs

- New exhibits: **3**
- Programs: **2**
- Attendees: **23**

## Financial

- Money taken in for book sales/consignments/photocopies: **\$524.90**



# BUILDING DEPARTMENT



## NEW RESIDENTIAL NUMBER OF NEW HOUSES

FY 22-23	128			
FY 23-24	Q1	Q2	Q3	Q4
	58			
VALUE OF CONSTRUCTION				
FY 22-23	\$24,461,420			
FY 23-24	Q1	Q2	Q3	Q4
	\$21,347,684			
PERMITS FEES				
FY 22-23	\$125,142			
FY 23-24	Q1	Q2	Q3	Q4
	\$143,270			
WATER CAPACITY FEES				
FY 22-23	\$113,600			
FY 23-24	Q1	Q2	Q3	Q4
	\$109,200			
SEWER CAPACITY FEES				
FY 22-23	\$171,100			
FY 23-24	Q1	Q2	Q3	Q4
	\$200,812.50			
INSPECTIONS				
FY 22-23	1,024			
FY 23-24	Q1	Q2	Q3	Q4
	610			

## RE-INSPECTION FEES

FY 22-23	\$0			
FY 23-24	Q1	Q2	Q3	Q4
	72			
	\$3,600			

## OTHER PERMITS

Additions, Renovations, Repairs,  
HVAC, Plumbing, Electrical

FY 22-23	684			
FY 23-24	Q1	Q2	Q3	Q4
	202			

## OCCUPANCY PERMITS

FY 22-23	35			
FY 23-24	Q1	Q2	Q3	Q4
	8			

## NEW COMMERCIAL (Includes Major Renovations )

FY 22-23	8			
FY 23-24	Q1	Q2	Q3	Q4
	4			
VALUE OF CONSTRUCTION				
FY 22-23	11,073,736			
FY 23-24	Q1	Q2	Q3	Q4
	\$4,420,849			
PERMITS FEES				
FY 22-23	\$49,883			
FY 23-24	Q1	Q2	Q3	Q4
	\$23,154.5			
WATER CAPACITY FEES				
FY 22-23	\$13,200			
FY 23-24	Q1	Q2	Q3	Q4
	\$5,170			
SEWER CAPACITY FEES				
FY 22-23	\$57,427			
FY 23-24	Q1	Q2	Q3	Q4
	\$43,680			
INSPECTIONS				
FY 22-23	144			
FY 23-24	Q1	Q2	Q3	Q4
	15			

## FAÇADE GRANTS

FY 22-23	12			
FY 23-24	Q1	Q2	Q3	Q4
	2			

## SIGN PERMITS

FY 22-23	22			
FY 23-24	Q1	Q2	Q3	Q4
	8			

Q1 July 2023– September 2023







# Fire Report

<b>Total Calls: 465</b>	
<b>Medical Calls</b>	<b>207</b>
<b>Service Calls</b>	<b>125</b>
<b>Fire Alarms</b>	<b>55</b>
<b>Accidents</b>	<b>67</b>
<b>Fire</b>	<b>11</b>

**Home Property Saved  
76,200.00**

## Training

**Average Monthly Training  
Per Staff Member  
75 Hours**

## Staff Certifications

**2 Promoted to Engineer**

**Q-1 2023  
July- September**

## FROM THE DESK OF THE CHIEF

**Meeting monthly with Chiefs  
from Lugoff and Kershaw  
County Fire Service on how to  
assist each other and give our  
communities the best service  
possible.**

**Finishing up our 5 year  
Strategic Plan Document**

## Fire Prevention

<b>Inspections</b>	<b>109</b>
<b>Violations</b>	<b>57</b>
<b>Corrected at Follow up</b>	<b>48</b>
<b>Plans Reviews</b>	<b>15</b>
<b>Child Safety Seats Installed</b>	<b>16</b>
<b>Public Education Events</b>	<b>6</b>
<b>Smoke Alarms Installed</b>	<b>96</b>

## Safety Message of the Quarter

**"Cooking Safety Starts With You"  
Pay Attention to Fire Prevention**



# CAMDEN POLICE DEPARTMENT

## QUARTERLY REPORT: July—September 2023

### PATROL DIVISION

ARRESTS MADE — 171  
WARRANTS SERVED — 60  
CALLS FOR SERVICE — 3,550  
COLLISIONS — 148  
INCIDENT REPORTS — 446  
UTT'S ISSUED — 639  
WARNINGS ISSUED — 463

### ADMINISTRATION

#### DIVISION

IN-HOUSE REPORTS — 40  
NEW EVIDENCE CASES — 179  
EVIDENCE CASES CLOSED — 110

### INVESTIGATIONS

CLOSED CASES — 371  
ARREST WARRANTS ISSUED — 63

### NARCOTICS

DURING THE FIRST QUARTER OF THE YEAR  
THERE WERE TWO REPORTED OVERDOSES IN  
THE CITY, ZERO FATALITIES

### FLOCK

11 LOCATED

### CODE ENFORCEMENT

15 WARNINGS ISSUED REGARDING ABANDONED  
VEHICLES, AND OTHER VIOLATIONS.  
20 RIGHT OF WAY SIGNS WERE PICKED UP  
AROUND THE CITY.  
70 PLUS WARNINGS FOR TRUCK ROUTE  
VIOLATION.



### COP

COP OFFICERS RECEIVED SMALL AGENCY OF  
THE YEAR AWARD FROM SERVE AND CONNECT  
FOR OUR PARTICIPATION IN GREG'S GROCERIES.

### SRO's

SRO OFFICERS RECENTLY HAD FALL BREAK  
FROM SCHOOL. THEY ASSISTED OUR STAFFING  
SHORTAGES BY FILLING IN SOME SHIFTS DURING  
THE WEEK SCHOOLS WERE CLOSED.



### HOT TOPICS

Top Collision Locations:

1) Dekalb St and Chestnutferry Ext. with 21 collisions, 2) Dekalb St and Springdale Dr  
with 15 collisions, 3) Dekalb St and Bay Lane with 5 collisions.

# PUBLIC UTILITIES



## Sanitation

- 670 tons of commercial garbage hauled to landfill
- 537 tons of yard trash hauled to landfill
- 734 tons of residential garbage hauled to landfill
- 76 tons of recycling material hauled to Sonoco recycling facility
- Over 7,800 residents served weekly



# PUBLIC UTILITIES



## Water/Sewer Lines

- Started sewer line replacement on Fair Street
- Started installing new water services on Fair Street
- Finished Southwest Camden water line replacement project
- Finished water line/sewer line inspection/testing in South Haven Subdivision
- Responded to 120 + service calls
- 500+ utility locates

## Water Treatment Plant

- Produced 218,500,000 gallons of finished water
- Ran 30 Lead and Copper samples, 9 UCMR samples, 3 TCLP samples
- Identified 260 service lines

## Wastewater Treatment Plant

- Treated 162,812,000 gallons of water
- Prepped holding tanks for bio-solids land application
- Performed annual inspection and maintenance on facility generator



1st Quarter 2023-2024

# PUBLIC UTILITIES

## Electric

86 trees removed

100+ security lights repaired

500+ utility locates

4 broken poles replaced

3000+ ft. duct installed in first phase of Meadow Springs Subdivision

5 damaged transformers replaced

2500+ ft. new residential underground wires installed in 4 subdivisions

3500+ ft. primary underground pulled in 3 subdivisions


15 meters upgraded/repared

4 primary undergrounds repaired

6 30 ft. poles installed for security lights

5+ miles of primary electric lines pruned





**Average Salary**  
**\$45,515.95**

**Human Resources**  
**Q1 2024**  
**July - Sept**

### **Departmental Vacancies**

- **Tourism 1**
- **Electric 2**
- **Finance 1**
- **Police 6**
- **Public Works 3**

- **Streets 2**
- **Sanitation 3**
- **Sewer Lines 1**
- **Water Lines 2**
- Total Vacancies 21**

The City is utilizing Temporary Employees at Archives Museum, Finance, Streets and Sanitation Departments.

Currently staffed with 153 Full time and 8 Part-time Employees.

**Total Authorized Employees 184**  
**New Hires 18**  
**Separations 13**

**What's Happening...**  
**Happy Halloween**  
**PEBA-Open Enrollment**

# Main Street Program

## 1st Quarter Report - July-Sept 2023

### Downtown Events

Kids 4th of July Parade  
Community Coloring Project  
“Young Artists Presenting”  
Open Mic Sessions  
Blankets & Bands Concerts (1)  
Fire Fest

Total Participants: 3,200

### Park Events & Rentals

Back to School Bashes (2)  
Conservation District Meeting  
“Old School” Party  
Private Events - Price Hse (4)  
Coin Show Spectacular  
Private Event - RMC

### Small Business Support

19 One-on-One Meetings with  
Business Owners  
5 Small Biz Workshops  
1 Merchants Meeting  
  
USDA Small Business  
Resiliency Pilot Wrap Up

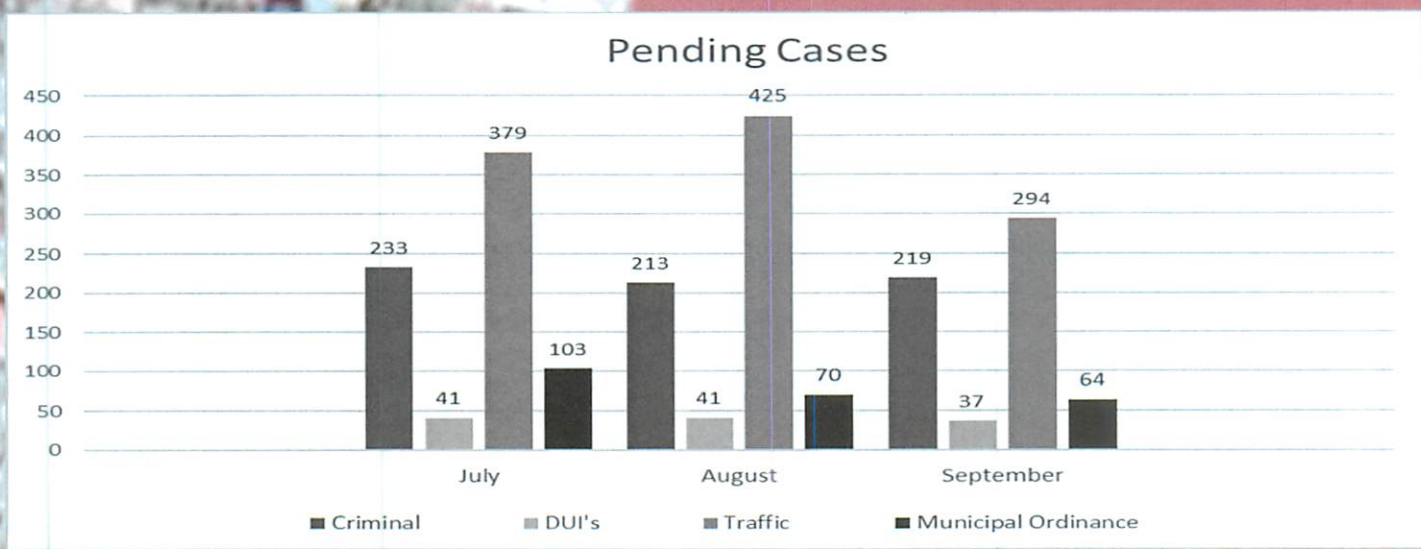
### Placemaking

Additional Landscaping on  
Rutledge St.  
  
Utility Box Wrap (Hounds)



# Camden Municipal Court

## Quarterly Report: July - September 2023

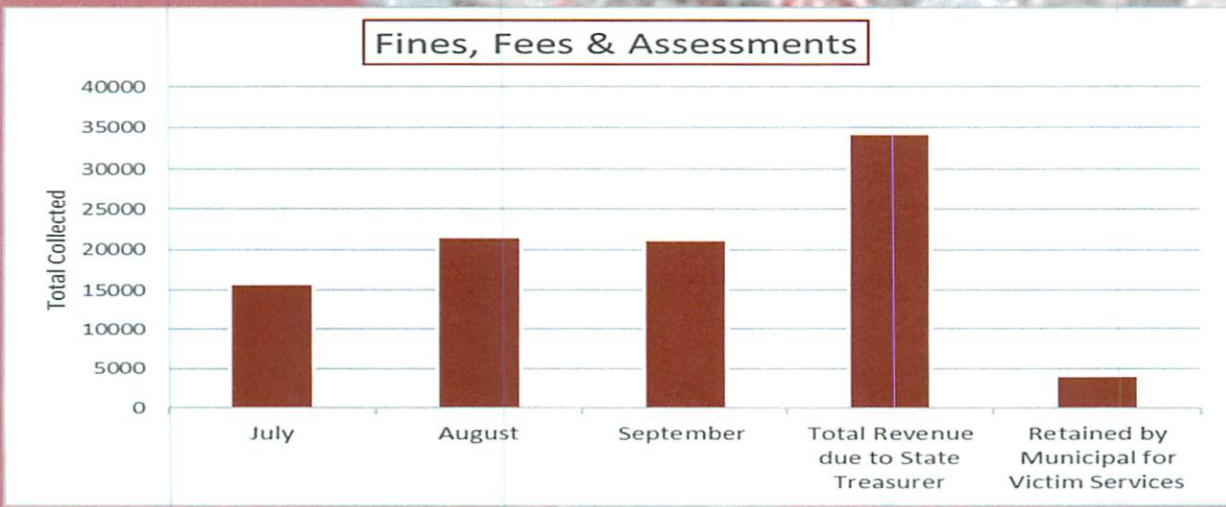


Cases on Dockets: 1,438  
 Cases disposed: 947  
 Jury Trials Pending: 70  
 Preliminary Hearings disposed: 13

NRVC's issued: 126  
 Time-payments issued: 150  
 Sealed Sentences/ Bench Warrants issued: 40

Cases Pending in Programs  
 Pre-Trial Intervention: 29  
 Alcohol Education Program: 5  
 Conditional Discharge: 7  
 Domestic Violence: 0

### Fines, Fees & Assessments





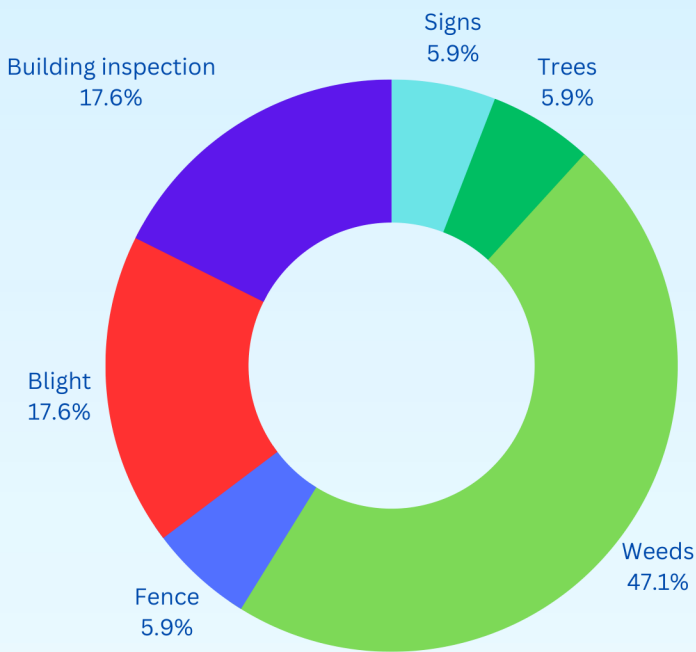


# Planning Department

City of Camden

## Code Enforcement

17 cases reported



## Planning Activities

- Completed update to Comprehensive Plan
- Completed Development Impact Fee Study
- Approved final plat for Phase 2 of Meadow Springs subdivision

## Historic Landmarks Commission

- 1 Bailey Bill application
- 3 COAs approved by Commission
- 3 COAs approved by staff



# REVOLUTIONARY WAR

## VISITOR CENTER

CAMDEN, SC

### EXHIBIT GUESTS

JULY - 2058

AUGUST - 1250

SEPTEMBER - 1371

6 RWVC PROGRAMS

15 PARTNER EVENTS

10 RENTALS

1282 GUESTS

### DEMOGRAPHIC

#### BREAKDOWN\*

KERSHAW COUNTY - 14%

SOUTH CAROLINA - 32%

OTHER STATES - 54%

### PROGRAMS

3 THURSDAY TALKS

2 LUNCH & LEARN

1 SPECIAL EVENT

# 1st Quarter 2023-24

\*We have demographic information for 46% of our visitors



# TENNIS CENTER OF CAMDEN

## FIRST QUARTER REPORT (October 2023)



Tennis Center of Camden




- Added 15 new members, membership at an all time high.
- Two “Junior Team Tennis” teams are currently playing the Fall season.
- Continue to add new members and league players from our “Tennis 101” programs.
- Six USTA League teams are playing matches out of the Tennis Center which is the most ever during the Fall season.
- Court resurfacing is complete. Courts look great, are very appreciated by players.
- Summer junior camps and clinics were very well attended. Trained over 20 new High School players for three local teams.

- Ran our first DUPR ratings tournament, had 50 participants.
- Started a DUPR Mixed doubles league with 7 teams, plays on Monday evenings with tourney and prizes at the end of season. Hope to grow in the Spring of 2024.
- Court resurfacing is complete. Looks great and very appreciated by players.
- Continue to add players from our beginner clinics and lessons.




Pickleball Plaza





# Tourism Department 1st Quarter 2023-2024



Monthly E-Blast  
6,374 Subscribers

## Print Advertisements

SC Living  
620,000 circulation  
Columbia Metro  
100,000 circulation  
6 Statewide Billboards  
12,880,194 impressions

## SCPRT Co-Op Advertisements



Youtube - City and Archives  
Visitors 30,000 views each

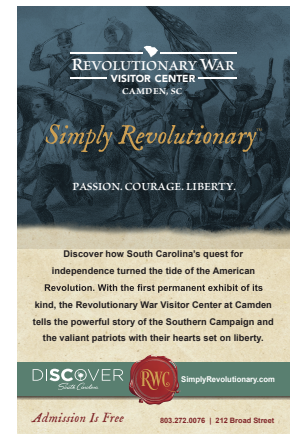
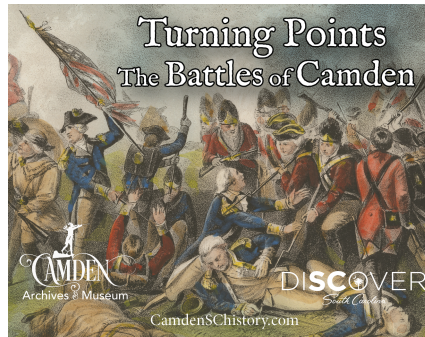


Facebook Video  
1,200 Clicks



Instagram Video  
575 Clicks

Discover SC Visitors Guide  
375,000 circulation



Videos playing for RWVC and Camden Archives  
in two SC Welcome Centers



Facebook  
Visits - 3,396 & Reach - 65,589



experiencecamdensc Following Message

232 posts 1,097 followers 258 following

Experience Camden SC  
Revolutionary. Cultured. Playful. Explore Camden, SC and create your own uniquely Camden experience.  
@experiencecamdensc.com  
Followed by camden\_cannons\_sc, foxdenltd, heatherrobb1003 + 49 more



Instagram  
Visits - 377 & Reach - 34,351

